



**manámaná**









a brand of

 GRUPPO LineaLight®



flessibile ecologico e divertente / flexible ecological fun!

Respect!  
We love nature

Our product are made with LLDPE 

GLI ARTICOLI STAMPATI SONO REALIZZATI CON POLIETILENE LINEARE CHE PERMETTE DI ESSERE RICICLATO A MATERIA PRIMA SECONDA E QUINDI GENERARE NUOVI MANUFATTI  
MOULDED ITEMS ARE MADE OF LINEAR POLYETHYLENE WHICH CAN BE RECYCLED AS SECONDARY RAW MATERIAL TO MANUFACTURE NEW PRODUCTS



4



### COS'È MANÀMANÀ?

Manàmanà è il nuovo brand tutto italiano del gruppo **LineaLight**. Con manàmanà si avranno prodotti di design per illuminare sia l'interno che l'esterno, caratterizzati dal materiale polietilene e dalle forme nuove ed originali, prodotti ecosostenibili e a basso consumo. Ecco che avremo tavoli luminosi corredati da pouf, la Flower Family, piantane che omaggiano le sculture di Brancusi, Peggy o sedute che richiamano le antiche piramidi Maya, o ancora coni forati che riscaldano il nostro abitare, vulcano.

### PERCHÈ MANÀMANÀ?

Manàmanà vuol dire tutto e niente... se pensiamo alla parola Dada, nata per molti come una delle prime parole pronunciate dai bambini e con la quale essi indicano tutto, e se pensiamo che da quella parola è nato il Dadaismo, forse capiamo lo spirito di questo nuovo brand, volto al design contemporaneo e al futuro guardando al passato.

### WHAT IS MANÀMANÀ?

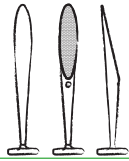
Manàmanà is the new brand of **LineaLight**, as always all made in Italy. Manàmanà will be offering top design products for indoor and out door lighting made of polyethylene in new, original shapes for environmentally-sustainable products requiring low energy consumption. Luminous tables with seats, the flower family, floor lamps that are a homage to the sculptures of Brancusi, Peggy, or seats are reminiscence of the ancient Mayan pyramids or again perforated cones that heat our living space, volcano.

### WHY MANÀMANÀ?

Manàmanà means everything and nothing... if we think of the word Dada, known as one of the first words a baby says and with which they indicate everything, and if we think that this word gave birth to Dadaism, perhaps we will understand the spirit of this new brand, aiming at contemporary and future design while looking at the past.

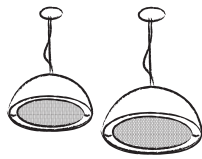
# General Index

Peggy OUT+IN



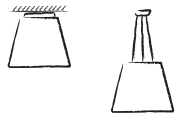
Pag. 08  
Tec.Data Pag. 88

Entourage



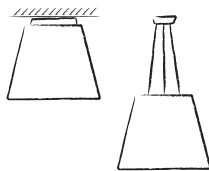
Pag. 12  
Tec.Data Pag. 90

Vulcanino



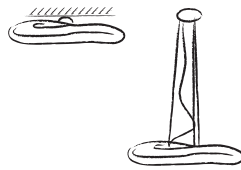
Pag. 16  
Tec.Data Pag. 92

Vulcanone



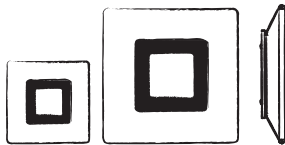
Pag. 20  
Tec.Data Pag. 95

Mr. Magoo




Pag. 24  
Tec.Data Pag. 97

Plaza



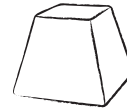
Pag. 28  
Tec.Data Pag. 98

Flower Family



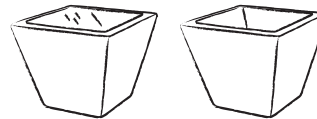
Pag. 32  
Tec.Data Pag. 99

Baby Maya



Pag. 42  
Tec.Data Pag. 102

Maya



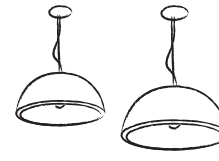
Pag. 44  
Tec.Data Pag. 102

Ohps!



Pag. 46  
Tec.Data Pag. 110

Hanging Ohps!



Pag. 48  
Tec.Data Pag. 111

Public



Pag. 51

Rgb




Pag. 54

Kit



Pag. 56

Finishes  
*Finiture*



Pag. 60




Technical Data Product  
*Dati Tecnici Prodotti*



Pag. 63

Technical Data Kit  
*Dati Tecnici Kit*



Pag. 85

Power supply e Driver  
*Alimentatori e Driver*



Pag. 90







# Peggy

outdoor

DESIGNER: MANUEL REMEGGIO



### Functions



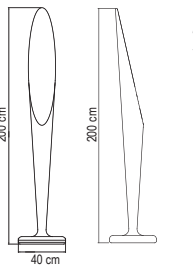
### Light Application



### Colors



### Technical data




Technical Data pag.. 69





10





# Peggy

*indoor*



DESIGNER: MANUEL REMEGGIO



qr  
pl



led con vetro  
prismatico /  
led with prismatic  
glass

### Functions



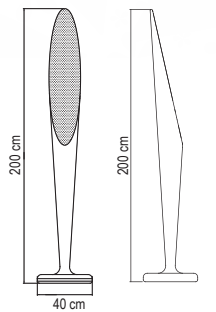
### Light Application



### Colors



### Technical data



TC-L 2G11

QR - III - PL - 24

Led

Technical Data pag. 68





# Entourage *lacquer*

DESIGNER: MANUEL REMEGGIO



*led con prismatico*  
*led with prismatic*

12

### Functions



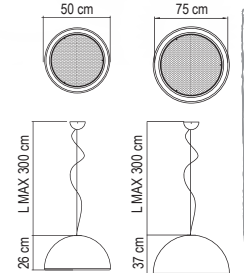
### Light Application



### Colors



### Technical data



Technical Data pag. 70





# Entourage



DESIGNER: MANUEL REMEGGIO



*prismatico  
prismatic*

14

## Functions



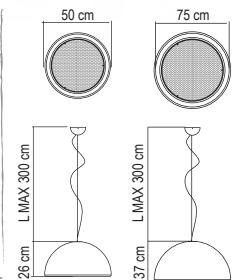
## Light Application



## Colors



## Technical data



E27 TC-TSE

Led

Technical Data pag. 70











# Vulcanino

DESIGNER: MANA'MANA'



## Functions



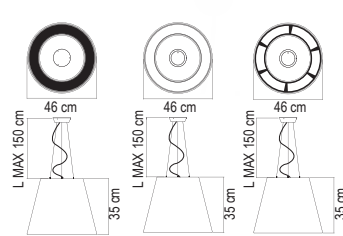
## Light Application



## Colors



## Technical data



T-R5 2GX13

Technical Data pag. 72





# Vulcanino

DESIGNER: MANA'MANA'



## Functions



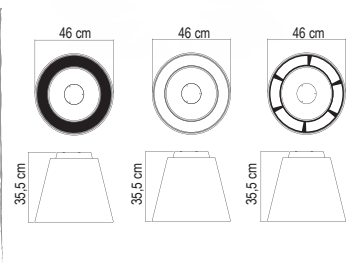
## Light Application



## Colors



## Technical data



T-RS 26X13

Technical Data pag. 72









# Vulcanone

DESIGNER: MANA'MANA'



### Functions



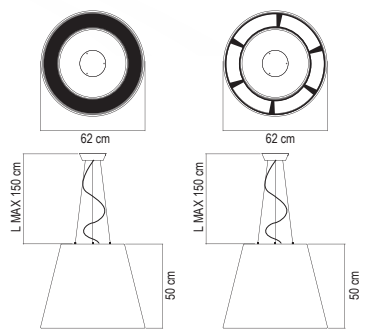
### Light Application



### Colors




### Technical data



T-R5 2GX13

Technical Data pag. 75










# Vulcanone

DESIGNER: MANA'MANA'



### Functions



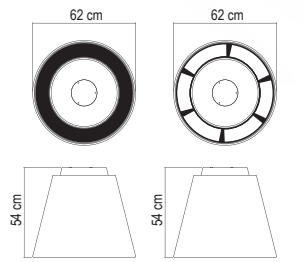
### Light Application



### Colors



### Technical data




T-R5 2GX13




Functions



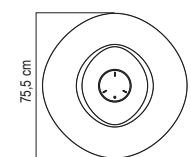
Light Application



Colors



Technical data



T-R5 2GX13











27


Functions



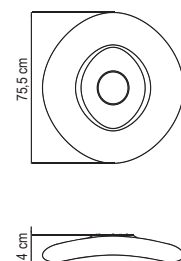
Light Application



Colors



Technical data



T-RS 26X13

Technical Data pag. 77





# PLAZA

DESIGNER: BRUNO E ARIANNA TEARDO



## Functions



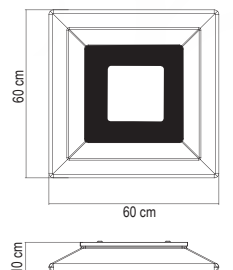
## Light Application



## Colors




## Technical data



T-R5 2GX13

Technical Data pag. 78





# BABY PLAZA

DESIGNER: BRUNO E ARIANNA TEARDO




### Functions



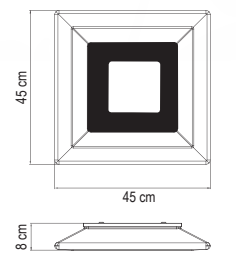
### Light Application



### Colors



### Technical data



T-RS 26X13

Technical Data pag. 78











# Flower Family

DESIGNER: MANUEL REMEGGIO



### Functions



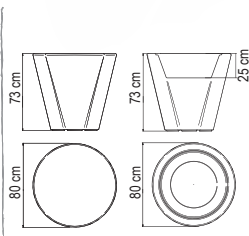
### Light Application



### Colors



### Technical data



Technical Data pag. 79





*vetro / glass*



# Flower

DESIGNER: MANUEL REMEGGIO

36



Flower Seat



Flower Table



Flower Pot 100

### Functions



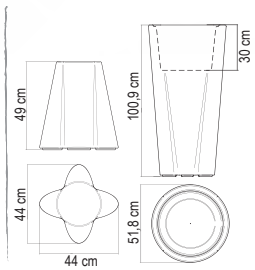
### Light Application




### Colors



### Technical data



Technical Data pag. 79













# Flower

DESIGNER: MANUEL REMEGGIO



Flower Pot



Flower Pot 50



Flower Pot 100

### Functions



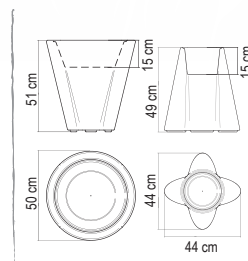
### Light Application



### Colors



### Technical data



Technical Data pag. 79











**BABY MAYA**  
**SEDUTA**  
 DESIGNER: MANUEL REMEGGIO



Functions



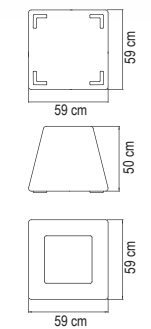
Light Application



Colors



Technical data



Technical Data pag. 82





**MAYA**  
TAVOLO

DESIGNER: MANUEL REMEGGIO



Functions



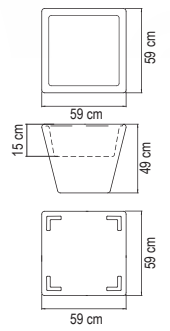
Light Application



Colors



Technical data



Technical Data pag. 82









# OHPS!

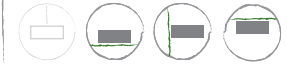
DESIGNER: MANA'MANA'




### Functions



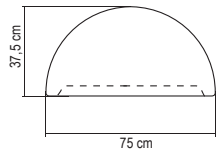
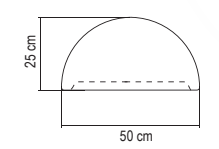
### Light Application



### Colors



### Technical data



Technical Data pag. 83





# HANGING OHPS!

DESIGNER: MANA'MANA'



### Functions



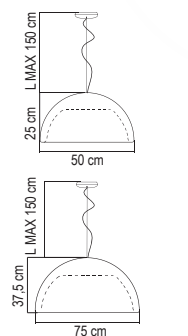
### Light Application



### Colors



### Technical data




Technical Data pag. 84






# Public, Rob, Kit



# Public



52







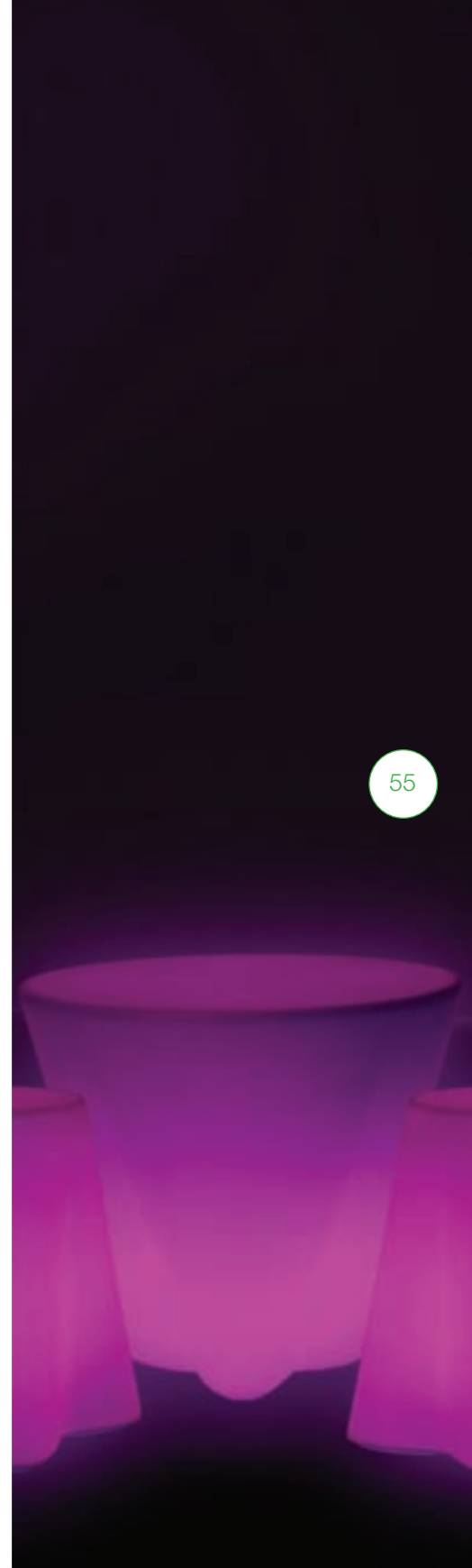




# RGB

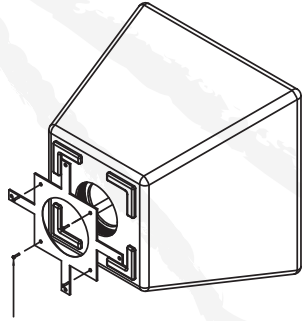
RGB è il nome del modello additivo che si basa sui tre colori primari: Rosso (Red), Verde (Green) e Blu (Blue), la loro miscelazione da luogo ad un'infinita varietà di sfumature cromatiche e, in diverse proporzioni ed intensità, sono in grado di generare il bianco. L'utilizzo dei colori è normalmente regolato da principi comuni, atti a favorire o contrastare un determinato stato d'animo. I led RGB sfruttano tutte le combinazioni cromatiche disponibili permettendo di creare all'interno dello stesso ambiente infinite possibilità scenografiche scegliendo il colore che meglio si addice alle proprie sensazioni.

*RGB is the name of the additive model based on three colours: red, green and blue. Their mix gives rise to an infinite number of colour tones they are able to generate white in different proportions and intensity. The use of colours is normally regulated by common principles, suitable for favouring or contrasting a given mood. The RGB LEDs exploit all the colour combinations available thereby allowing the creation of an infinite number of settings within the same environment, with the option of choosing the colour that best suits your mood.*

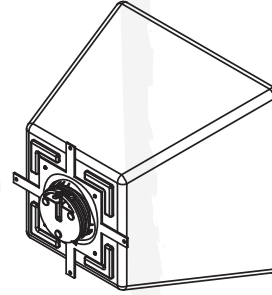




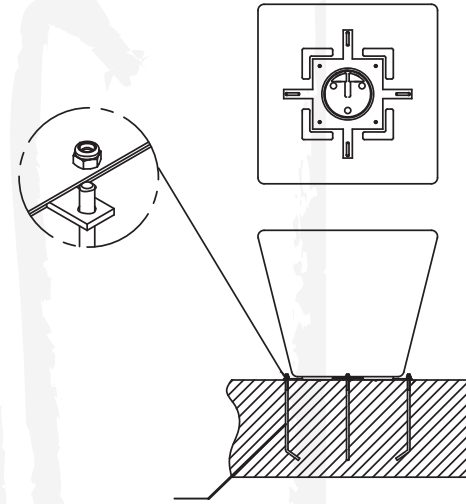
# Kit



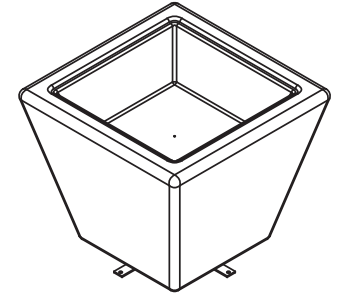
PIASTRA ANTIFURTO  
ANTI-THEFT PLATE



MONTAGGIO TAPPO  
PLUG IN



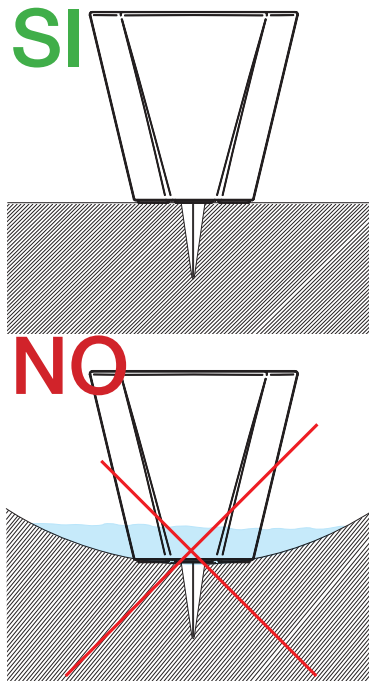
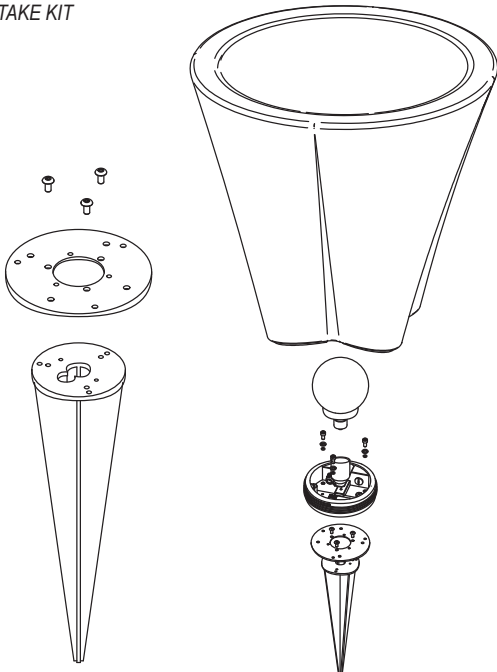
KIT TIRANTI DI FISSAGGIO CON DIMA DI POSIZIONAMENTO.  
FIXING BRACE KIT WITH POSITIONING TEMPLATE.  
IN OGNI CONFEZIONE SONO PRESENTI 4 TIRANTI.  
IN EVERY PACKAGE THERE ARE 4 BRACE.



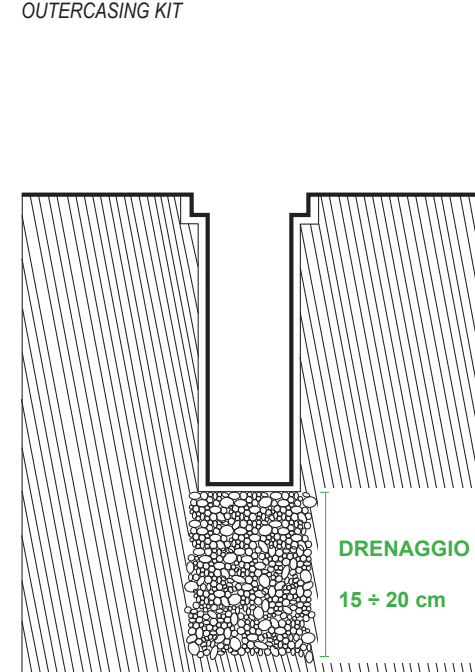
## KIT ANTIFURTO ANTI-THEFT KIT

56

## KIT PICCHETTO STAKE KIT

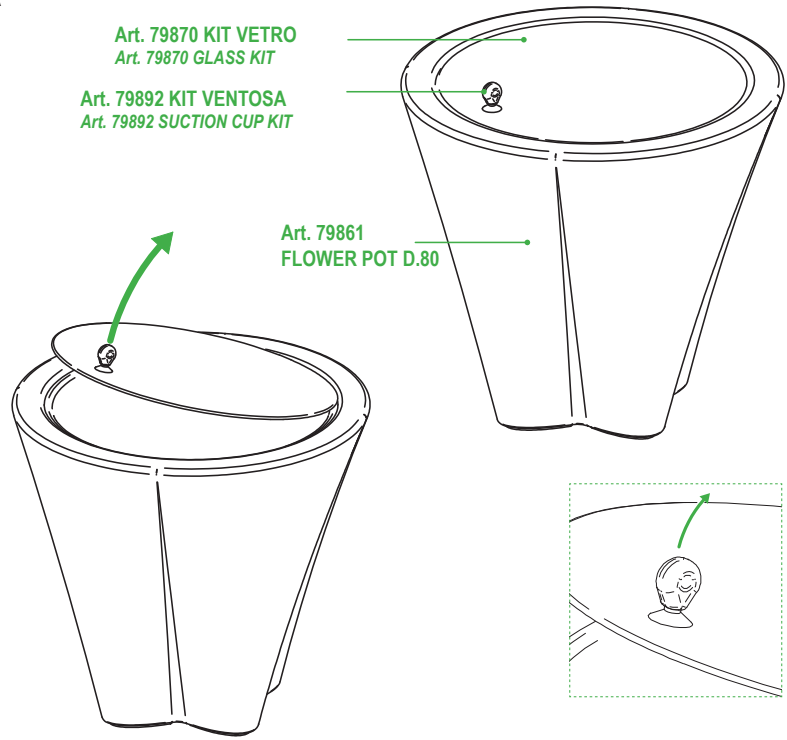


## KIT CONTROCASSA OUTERCASING KIT





**KIT VENTOSA**  
SUCTION CUP



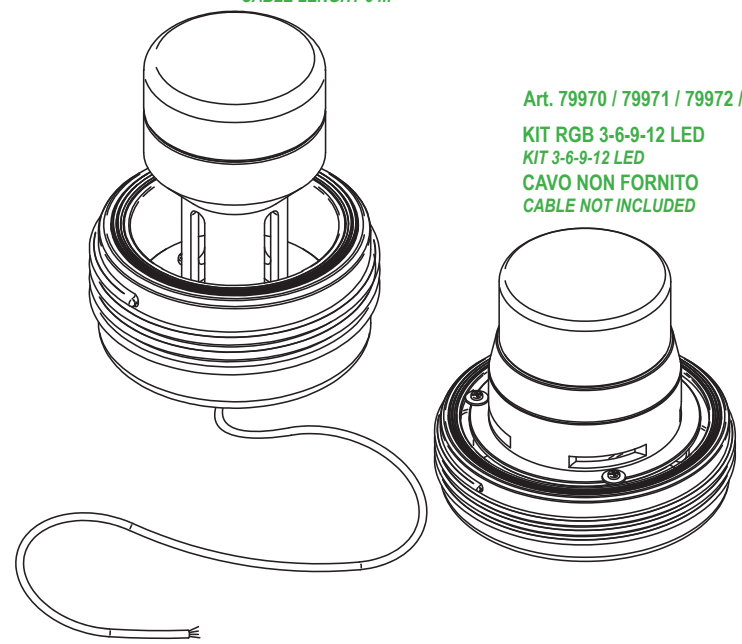
Art. 79870 KIT VETRO  
Art. 79870 GLASS KIT

Art. 79892 KIT VENTOSA  
Art. 79892 SUCTION CUP KIT

Art. 79861  
FLOWER POT D.80

Art. 79974  
KIT RGB 3 LED  
KIT 3 LED  
CAVO LUNGO 5 m  
CABLE LENGHT 5 m

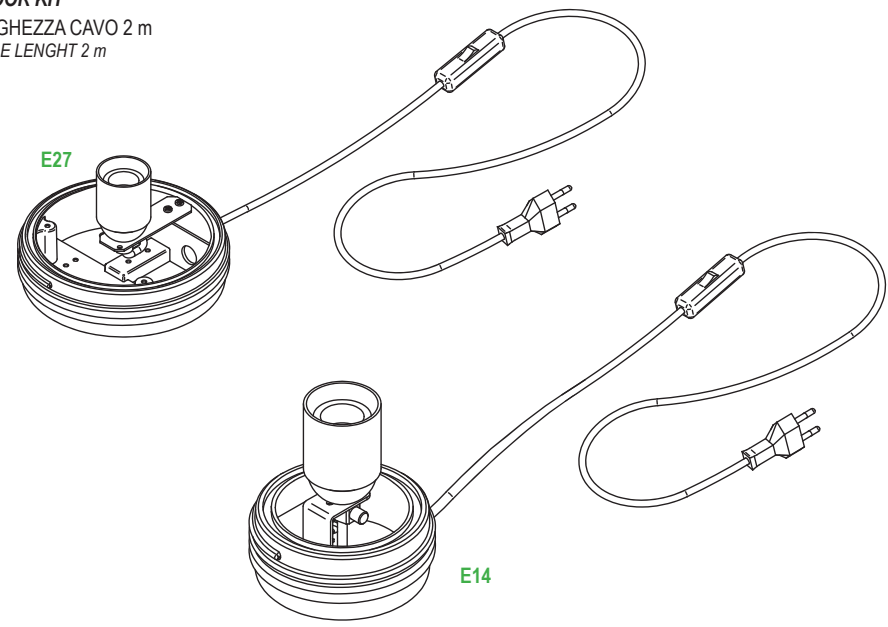
**KIT LED**  
LED KIT



Art. 79970 / 79971 / 79972 / 79973  
KIT RGB 3-6-9-12 LED  
KIT 3-6-9-12 LED  
CAVO NON FORNITO  
CABLE NOT INCLUDED

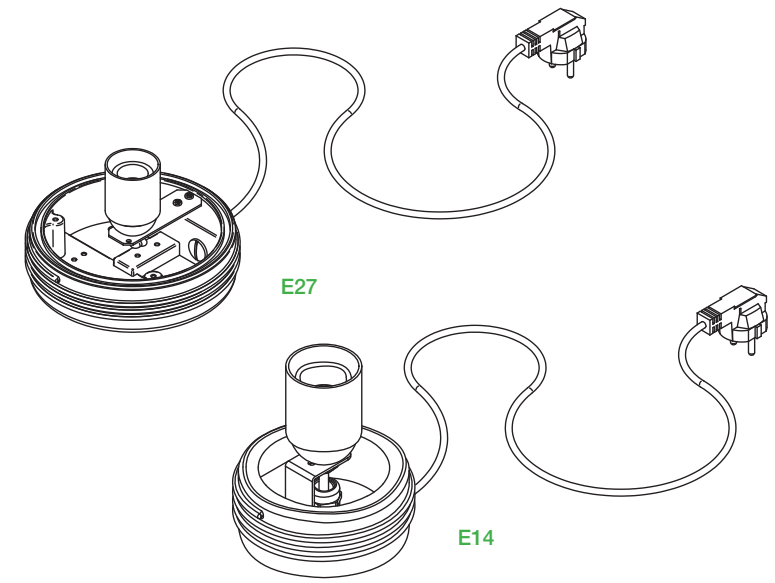
**KIT IN DOOR**  
INDOOR KIT

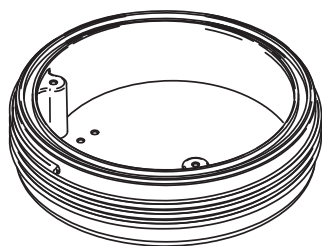
LUNGHEZZA CAVO 2 m  
CABLE LENGHT 2 m



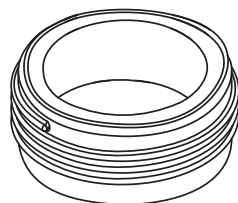
**KIT OUT DOOR** PG + CAVO IN NEOPRENE + PRESA SHUKO IP44  
OUTDOOR KIT PG + NEOPRENE CABLE + SHUKO CONNECTOR IP44

LUNGHEZZA CAVO 2 m  
CABLE LENGHT 2 m





COD. 79643



COD. 79642


### KIT TAPPO NON ELETTRIFICATO

CAP NO ELECTR. KIT


58

### KIT LAMPADA RGB LED / RGB LED LAMP KIT 5W

per il funzionamento è obbligatorio il telecomando / remote control required to operate



COD. 011000053000




COD. 011000052000



### KIT LAMPADA RGB LED A COMANDO / RGB LED LAMP KIT CONTROL 5W

per il funzionamento è obbligatorio il telecomando / remote control required to operate

# Finishes







**POLIETILENE NATURALE**  
NATURAL POLYETHYLENE



**POLIETILENE COLORATO IN MASSA**  
COLOUR POLYETHYLENE



**POLIETILENE LACCATO**  
LACQUERED POLYETHYLENE



**POLIETILENE GOMMATO SU RICHIESTA**  
GUMMED POLYETHYLENE ON REQUEST



**POLIETILENE DECORO LEGNO**  
WOOD DECORATED POLYETHYLENE



**GRAFICHE SU POLIETILENE SU RICHIESTA**  
GRAPHICS ON POLYETHYLENE REQUEST



# FINITURE

finishes

## ISTRUZIONI PER IL LAVAGGIO DELL'APPARECCHIO D'ILLUMINAZIONE:

- Lucidare con panno umido, utilizzando solo acqua e sapone neutro.
- Non utilizzare panni abrasivi e/o solventi.

## LUMINAIRE CARE INSTRUCTIONS:

- Wipe clean with a cloth dampened in water with neutral detergent.
- Avoiding the use of chemical solvents and/or abrasive cloths.

## REINIGUNGSHINWEISE FÜR DIE LEUCHE:

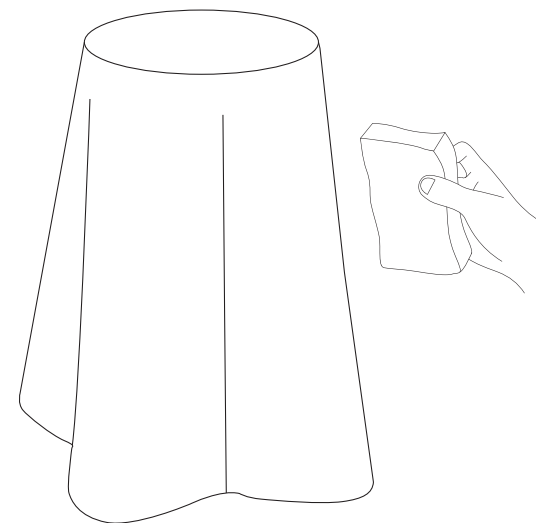
- Mit einem feuchten Lappen abreiben. Nur Wasser und Neutralseife verwenden.
- Keine Scheuertücher u/o Lösemittel verwenden.

## INSTRUCCIONES PARA EL LAVADO DEL APARATO DE ILUMINACIÓN:

- Utilice un paño húmedo solamente con agua y jabón neutro.
- No utilice paños abrasivos ni/o disolventes.


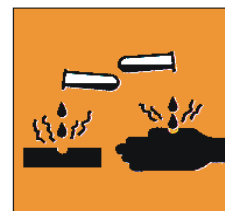
## INSTRUCTIONS POUR LE LAVAGE DE L'APPAREIL D'ECLAIRAGE:

- Astiquer avec un chiffon humide, en utilisant seulement de l'eau et du savon neutre.
- Ne pas utiliser de chiffons abrasifs et/ou des solvants.



## TRATTAMENTO ANTIMACCHIA SU RICHIESTA

STAIN PREVENTION ON REQUEST









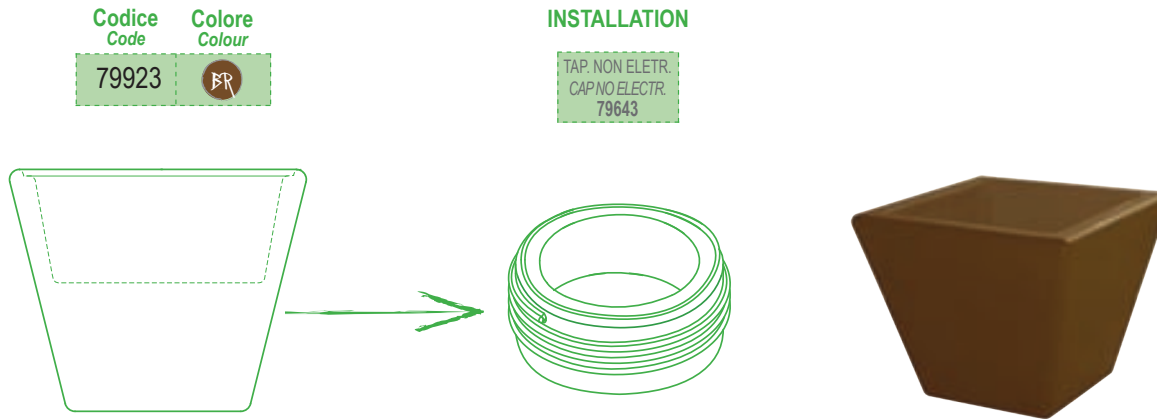
# Dati Tecnici

## Technical Data

# Guida alla lettura dati tecnici

## Technical data guideline

Esempio  
Example



64

IK 10

Maya

Lightning Applications



SCOLO / DRAIN : SI

product pag. 44



Dimensioni Measures	Volume Imballo Package Volume	Dimensione Imballo Package Measures	Peso Netto Net Weight	Peso Lordo Gross Weight
	0,216 m <sup>3</sup>	61x61 H.58 cm	6,2 Kg	8,2 Kg

PRODUCT	
Codice Code	Colore Colour
79920	N
79921	V
79922	B
79923	BR
79924	R
79925	G
79926	O
79927	VL
79928	PL

	LIGHT KIT			
	KIT IN IP20	KIT OUT IP65	KIT RGB IP65	
	79838 1XE27 - MAX 60W ENERGY S. 20W	79843 1XE27 - MAX 60W ENERGY S. 20W	79972 6X2 WATT LED	79973 3X2 WATT LED
	79838 1XE27 - MAX 60W ENERGY S. 20W	79843 1XE27 - MAX 60W ENERGY S. 20W		
	79838 1XE27 - MAX 60W ENERGY S. 20W	79843 1XE27 - MAX 60W ENERGY S. 20W		
	79838 1XE27 - MAX 60W ENERGY S. 20W	79843 1XE27 - MAX 60W ENERGY S. 20W		

INSTALLATION

KIT PICCHETTO STAKE KIT 71869
CONTROCASSA OUTERCASING 71868
KIT ANTIFURTO ANTI THEFT KIT 79695
KIT TIR. DI FISSAGGIO FIXING BRACE KIT 79665
VETRO GLASS 79704
VENTOSA SUCTION CUP 79892
TAP. NON ELETR. CAP. NO ELECTR. 79643

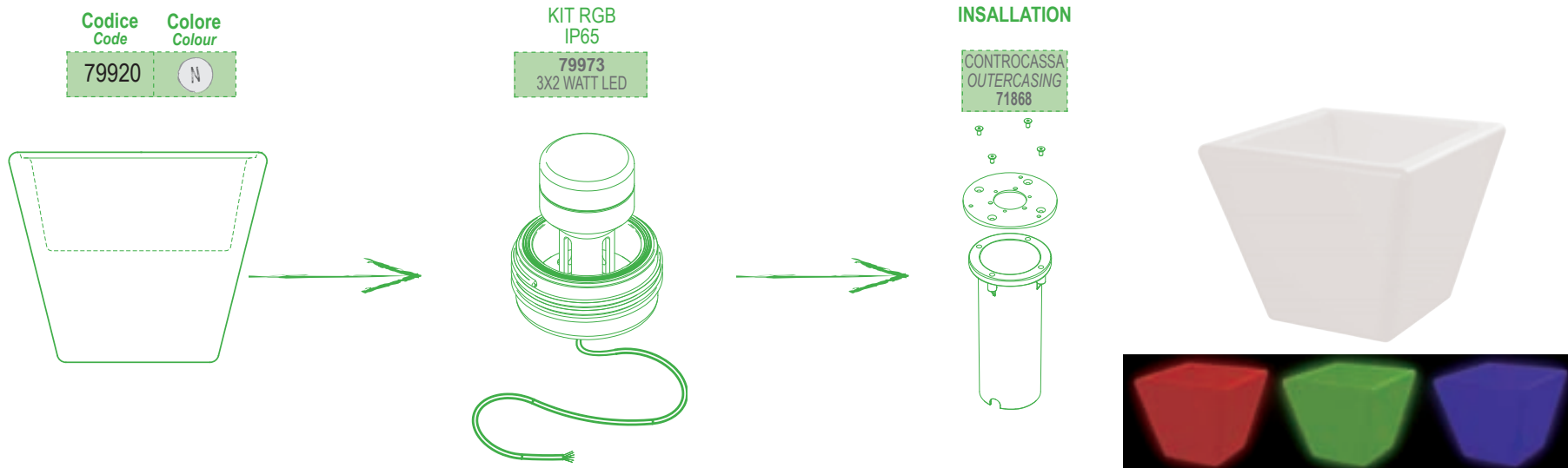






# Guida alla lettura dati tecnici Technical data guideline

Esempio  
Example



66

IK 10

Maya

Lightning Applications



SCOLO / DRAIN : SI

product pag. 44



Dimensioni Measures	Volume Imballo Package Volume	Dimensione Imballo Package Measures	Peso Netto Net Weight	Peso Lordo Gross Weight
	0,216 m <sup>3</sup>		6,2 Kg	8,2 Kg

PRODUCT	
Codice Code	Colore Colour
79920	N
79921	W
79922	B
79923	BR
79924	R
79925	G
79926	C
79927	VL
79928	PL

LIGHT KIT			
	KIT IN IP20	KIT OUT IP65	KIT RGB IP65
	79838 1XE27 - MAX 60W ENERGY S. 20W	79843 1XE27 - MAX 60W ENERGY S. 20W	79972 6X2 WATT LED
			79973 3X2 WATT LED
	79838 1XE27 - MAX 60W ENERGY S. 20W	79843 1XE27 - MAX 60W ENERGY S. 20W	
	79838 1XE27 - MAX 60W ENERGY S. 20W	79843 1XE27 - MAX 60W ENERGY S. 20W	
	79838 1XE27 - MAX 60W ENERGY S. 20W	79843 1XE27 - MAX 60W ENERGY S. 20W	

INSTALLATION

KIT PICCHETTO STAKE KIT 71869
CONTROCASSA OUTERCASING 71868
KIT ANTIFURTO ANTI THEFT KIT 79695
KIT TIRI DI FISSAGGIO FIXING BRACE KIT 79665
VETRO GLASS 79704
VENTOSA SUCTION CUP 79892
TAP. NON ELETR. CAP. NO ELECTR. 79643



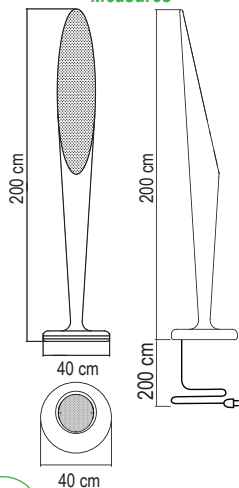


# Peggy Indoor <ON/ Off>



product pag. 11

## Dimensioni Measures



## Volume Imballo Package Volume

0,358 m<sup>3</sup>

## Dimensione Imballo Package Measures

42x42 H.203 cm

## Peso Netto Net Weight

17 Kg

## Peso Lordo Gross Weight

20 Kg

## PRODUCT

Codice Code	Colore Colour
79948	⦿
79949	⦿
79950	⦿
79951	⦿
79952	⦿



## LIGHT KIT

INDOOR IP40			
		INCLUDED * QR111 - MAX 100W	
		INCLUDED * QR111 - MAX 100W	
		INCLUDED * QR111 - MAX 100W	
		INCLUDED * QR111 - MAX 100W	
		INCLUDED * QR111 - MAX 100W	

\* LAMP INCLUDED



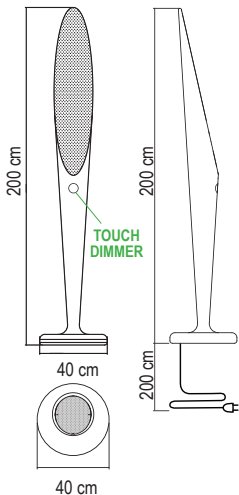
68

# Peggy Indoor <Dimmable>



product pag. 11

## Dimensioni Measures



## Volume Imballo Package Volume

0,388 m<sup>3</sup>

## Dimensione Imballo Package Measures

42x42 H.203 cm

## Peso Netto Net Weight

17 Kg

## Peso Lordo Gross Weight

20 Kg

## PRODUCT

Codice Code	Colore Colour
79953	⦿
79954	⦿
79955	⦿
79956	⦿
79957	⦿



## LIGHT KIT

INDOOR IP40			
		INCLUDED * 2G11 MAX 80W	
		INCLUDED * 2G11 MAX 80W	
		INCLUDED * 2G11 MAX 80W	
		INCLUDED * 2G11 MAX 80W	
		INCLUDED * 2G11 MAX 80W	

\* LAMP INCLUDED





# Peggy Indoor <LED>

Lightning Applications



product pag. 11

**Dimensioni Measures**

**Volume Imballo Package Volume**  
0,388 m<sup>3</sup>

**Dimensione Imballo Package Measures**  
42x42 H.203 cm

**Peso Netto Net Weight**  
17 Kg

**Peso Lordo Gross Weight**  
20 Kg

PRODUCT	
Codice Code	Colore Colour
79650	RL
79651	BL
79652	VL
79653	BR
79654	B



LIGHT KIT			
INDOOR IP40			
		INCLUDED	12 LED 2W 500mA
		INCLUDED	12 LED 2W 500mA
		INCLUDED	12 LED 2W 500mA
		INCLUDED	12 LED 2W 500mA
		INCLUDED	12 LED 2W 500mA
		INCLUDED	12 LED 2W 500mA



IK 10

# Peggy Outdoor

Lightning Applications



product pag. 9

**Dimensioni Measures**

**Volume Imballo Package Volume**  
0,358 m<sup>3</sup>

**Dimensione Imballo Package Measures**  
42x42 H.203 cm

**Peso Netto Net Weight**  
14 Kg

**Peso Lordo Gross Weight**  
17 Kg

PRODUCT	
Codice Code	Colore Colour
79958	N



LIGHT KIT			
KIT IODURI IP65	KIT LED IP65	KIT ALOGENA IP65	
79959 GX10 - MAX 20W	79960 3X2W LED	79679 GU10 MAX 50W	

## INSTALLATION

KIT PICCHETTO STAKE KIT 71869
CONTROCASSA OUTERCASING 71868
KIT ANTIFURTO ANTI THEFT KIT 79661



# Entourage Ø 500

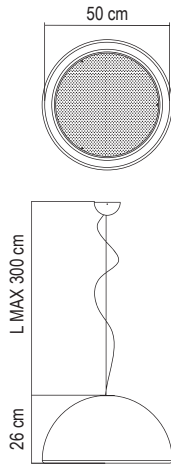
Lightning Applications



product pag. 12



## Dimensioni Measures



## Volume Imballo Package Volume

0,090 m<sup>3</sup>

## Dimensione Imballo Package Measures

54x54 H.31 cm

## Peso Netto Net Weight

4 Kg

## Peso Lordo Gross Weight

5,3 Kg

## PRODUCT

Codice Code	Colore Colour
79938	
79939	
79940	
79941	
79942	



## LIGHT KIT

INDOOR IP30	
	INCLUDED * 1XE27 - MAX 60W / ENERGY S. 20W
	INCLUDED * 1XE27 - MAX 60W / ENERGY S. 20W
	INCLUDED * 1XE27 - MAX 60W / ENERGY S. 20W
	INCLUDED * 1XE27 - MAX 60W / ENERGY S. 20W
	INCLUDED * 1XE27 - MAX 60W / ENERGY S. 20W

\* LAMP NOT INCLUDED



70

# Entourage Ø 750

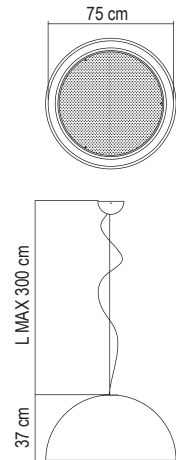
Lightning Applications



product pag. 12



## Dimensioni Measures



## Volume Imballo Package Volume

0,269 m<sup>3</sup>

## Dimensione Imballo Package Measures

81x81 H.41 cm

## Peso Netto Net Weight

7 Kg

## Peso Lordo Gross Weight

10 Kg

## PRODUCT

Codice Code	Colore Colour
79943	
79944	
79945	
79946	
79947	



## LIGHT KIT

INDOOR IP30	
	INCLUDED * 3XE27 - MAX 60W / ENERGY S. 3X30W
	INCLUDED * 3XE27 - MAX 60W / ENERGY S. 3X30W
	INCLUDED * 3XE27 - MAX 60W / ENERGY S. 3X30W
	INCLUDED * 3XE27 - MAX 60W / ENERGY S. 3X30W
	INCLUDED * 3XE27 - MAX 60W / ENERGY S. 3X30W

\* LAMP NOT INCLUDED

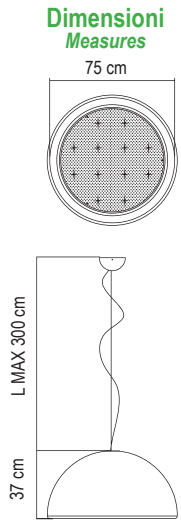


# Entourage Led Ø 750

Lighting Applications



product pag. 12



<b>Dimensioni Measures</b>	<b>Volume Imballo Package Volume</b>
75 cm	0,269 m <sup>3</sup>
<b>Dimensione Imballo Package Measures</b>	
81x81 H.41 cm	
<b>Peso Netto Net Weight</b>	
7 Kg	
<b>Peso Lordo Gross Weight</b>	
10 Kg	

PRODUCT	
Codice Code	Colore Colour
79655	RL
79656	BL
79657	VL
79658	BR
79659	B



LIGHT KIT			
INDOOR IP30			
		INCLUDED*	
		12 LED 2W 500 mA	
		INCLUDED*	
		12 LED 2W 500 mA	
		INCLUDED*	
		12 LED 2W 500 mA	
		INCLUDED*	
		12 LED 2W 500 mA	
		INCLUDED*	
		12 LED 2W 500 mA	

\* LAMP INCLUDED



LIGHT KIT Pag. 120/121



IK 05

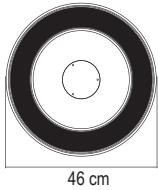
# Vulcanino Suspension



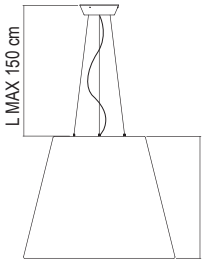
product pag. 17



**Dimensioni**  
Measures



46 cm



L MAX 150 cm

35 cm

**Volume Imballo**  
Package Volume

0,130 m<sup>3</sup>

**Dimensione Imballo**  
Package Measures

51x51 H.54 cm

**Peso Netto**  
Net Weight

4 Kg

**Peso Lordo**  
Gross Weight

5,5 Kg

**PRODUCT**

Codice Code	Colore Colour
79961	N

**LIGHT KIT**

INDOOR IP30			
		INCLUDED * T5FC - MAX 22W	

\* LAMP INCLUDED



72

IK 06

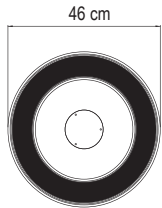
# Vulcanino Ceiling



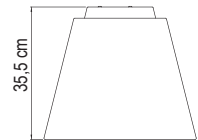
product pag. 19



**Dimensioni**  
Measures



46 cm



35,5 cm

**Volume Imballo**  
Package Volume

0,130 m<sup>3</sup>

**Dimensione Imballo**  
Package Measures

51x51 H.54 cm

**Peso Netto**  
Net Weight

4 Kg

**Peso Lordo**  
Gross Weight

5,5 Kg

**PRODUCT**

Codice Code	Colore Colour
79963	N

**LIGHT KIT**

INDOOR IP30			
		INCLUDED * T5FC - MAX 22W	

\* LAMP INCLUDED



IK 05

# Vulcanino Suspension Trim Less

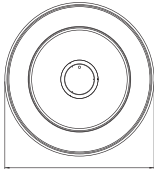
Lightning Applications



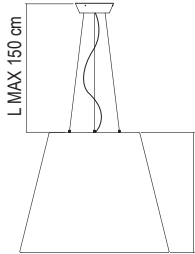
product pag. 17



**Dimensioni**  
Measures



46 cm



**Volume Imballo**  
Package Volume

0,130 m<sup>3</sup>

**Dimensione Imballo**  
Package Measures

51x51 H.54 cm

**Peso Netto**  
Net Weight

3,5 Kg

**Peso Lordo**  
Gross Weight

4,5 Kg

PRODUCT

**Codice**  
Code

79697

**Colore**  
Colour



+

LIGHT KIT

INDOOR  
IP30

INCLUDED \*  
T5FC - MAX 22W

\* LAMP INCLUDED



IK 06

# Vulcanino Ceiling Trim Less

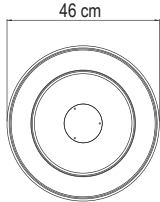
Lightning Applications



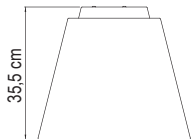
product pag. 19



**Dimensioni**  
Measures



46 cm



**Volume Imballo**  
Package Volume

0,130 m<sup>3</sup>

**Dimensione Imballo**  
Package Measures

51x51 H.54 cm

**Peso Netto**  
Net Weight

4 Kg

**Peso Lordo**  
Gross Weight

5,5 Kg

PRODUCT

**Codice**  
Code

79698

**Colore**  
Colour



+

LIGHT KIT

INDOOR  
IP30

INCLUDED \*  
T5FC - MAX 22W

\* LAMP INCLUDED



IK 05

# Vulcanino Suspension Trim Less

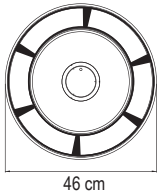
Lightning Applications



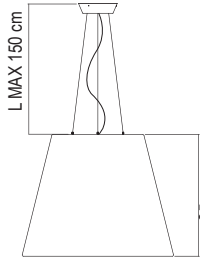
product pag. 17



**Dimensioni Measures**



46 cm



L MAX 150 cm

**Volume Imballo Package Volume**

0,130 m<sup>3</sup>

**Dimensione Imballo Package Measures**

51x51 H.54 cm

**Peso Netto Net Weight**

3,5 Kg

**Peso Lordo Gross Weight**

4,5 Kg

**PRODUCT**

**Codice Code**    **Colore Colour**

79644

N

**LIGHT KIT**

**INDOOR IP30**

INCLUDED \*  
T5FC - MAX 22W

+

=

\* LAMP INCLUDED

74

IK 06

# Vulcanino Ceiling Trim Less

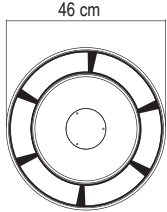
Lightning Applications



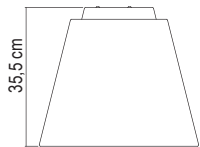
product pag. 19



**Dimensioni Measures**



46 cm



35.5 cm

**Volume Imballo Package Volume**

0,130 m<sup>3</sup>

**Dimensione Imballo Package Measures**

51x51 H.54 cm

**Peso Netto Net Weight**

4 Kg

**Peso Lordo Gross Weight**

5,5 Kg

**PRODUCT**

**Codice Code**    **Colore Colour**

79646

N

**LIGHT KIT**

**INDOOR IP30**

INCLUDED \*  
T5FC - MAX 22W

+

=

\* LAMP INCLUDED



IK 05

# Vulcanone Suspension

Lighting Applications



product pag. 21



**Dimensioni Measures**

62 cm

L MAX 150 cm  
50 cm

**Volume Imballo Package Volume**

0,239 m<sup>3</sup>

**Dimensione Imballo Package Measures**

66x66 H.56 cm

**Peso Netto Net Weight**

7 Kg

**Peso Lordo Gross Weight**

9,4 Kg

PRODUCT	
Codice Code	Colore Colour
79962	N

+

LIGHT KIT			
INDOOR IP30			
		INCLUDED * T5FC - MAX 55W	

\* LAMP INCLUDED

=

IK 05

# Vulcanone Ceiling

Lighting Applications



product pag. 23



**Dimensioni Measures**

62 cm

54 cm

**Volume Imballo Package Volume**

0,239 m<sup>3</sup>

**Dimensione Imballo Package Measures**

66x66 H.56 cm

**Peso Netto Net Weight**

7,5 Kg

**Peso Lordo Gross Weight**

9,4 Kg

PRODUCT	
Codice Code	Colore Colour
79964	N

+

LIGHT KIT			
INDOOR IP30			
		INCLUDED * T5FC - MAX 55W	

\* LAMP INCLUDED

=


IK 05

# Vulcanone Suspension

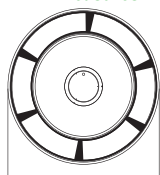
Lightning Applications



product pag. 21

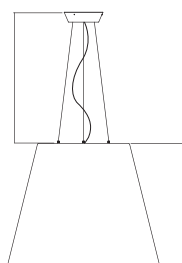


## Dimensioni Measures



62 cm

L MAX 150 cm



50 cm

## Volume Imballo Package Volume

0,239 m<sup>3</sup>

## Dimensione Imballo Package Measures

66x66 H.56 cm

## Peso Netto Net Weight

7 Kg

## Peso Lordo Gross Weight

9,4 Kg

## PRODUCT

Codice Code	Colore Colour
79645	N

## LIGHT KIT

INDOOR IP30			
		INCLUDED * T5FC - MAX 55W	

\* LAMP INCLUDED



76

IK 05

# Vulcanone Ceiling

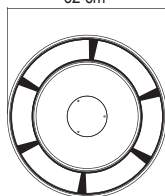
Lightning Applications



product pag. 23

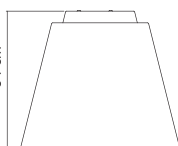


## Dimensioni Measures



62 cm

54 cm



## Volume Imballo Package Volume

0,239 m<sup>3</sup>

## Dimensione Imballo Package Measures

66x66 H.56 cm

## Peso Netto Net Weight

7,5 Kg

## Peso Lordo Gross Weight

9,4 Kg

## PRODUCT

Codice Code	Colore Colour
79647	N

## LIGHT KIT

INDOOR IP30			
		INCLUDED * T5FC - MAX 55W	

\* LAMP INCLUDED







IK 06

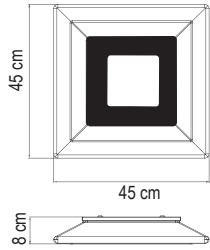
# Baby Plaza



product pag. 30



### Dimensioni Measures



### Volume Imballo Package Volume

0,022 m<sup>3</sup>

### Dimensione Imballo Package Measures

50,5x50,5  
H.15 cm

### Peso Netto Net Weight

3,3 Kg

### Peso Lordo Gross Weight

4,10 Kg

### PRODUCT

Codice Code	Colore Colour
79967	N

### LIGHT KIT

INDOOR IP44			
		INCLUDED * T5FC - MAX 22W	


\* LAMP INCLUDED



78

IK 05

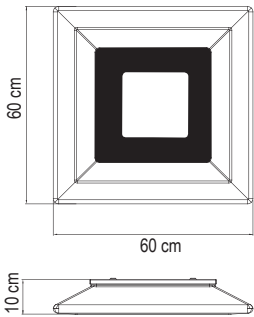
# Plaza



product pag. 29



### Dimensioni Measures



### Volume Imballo Package Volume

0,046 m<sup>3</sup>

### Dimensione Imballo Package Measures

61x61  
H.13,5 cm

### Peso Netto Net Weight

5,5 Kg

### Peso Lordo Gross Weight

7 Kg

### PRODUCT

Codice Code	Colore Colour
79968	N

### LIGHT KIT

INDOOR IP44			
		INCLUDED * T5FC - MAX 55W	

\* LAMP INCLUDED



IK 10

# Flower Table

Lightning Applications



product pag. 33



**Dimensioni Measures**

73 cm

80 cm

**Volume Imballo Package Volume**  
0,531 m<sup>3</sup>

**Dimensione Imballo Package Measures**  
81x81  
H.81 cm

**Peso Netto Net Weight**  
10 Kg

**Peso Lordo Gross Weight**  
12,7 Kg

PRODUCT	
Codice Code	Colore Colour
79852	N
79853	V
79854	B
79855	BR
79856	R
79857	G
79858	O
79859	VL
79860	BL



LIGHT KIT		
KIT IN IP20	KIT OUT IP65	KIT RGB IP65
79838 1XE27 - MAX 75W ENERGY S. 30W	79843 1XE27 - MAX 75W ENERGY S. 30W	79972 6X2 ATT LED
NO LIGHT	NO LIGHT	NO LIGHT
NO LIGHT	NO LIGHT	NO LIGHT
NO LIGHT	NO LIGHT	NO LIGHT
79838 1XE27 - MAX 75W ENERGY S. 30W	79843 1XE27 - MAX 75W ENERGY S. 30W	NO LIGHT
79838 1XE27 - MAX 75W ENERGY S. 30W	79843 1XE27 - MAX 75W ENERGY S. 30W	NO LIGHT
79838 1XE27 - MAX 75W ENERGY S. 30W	79843 1XE27 - MAX 75W ENERGY S. 30W	NO LIGHT
NO LIGHT	NO LIGHT	NO LIGHT
NO LIGHT	NO LIGHT	NO LIGHT

## INSTALLATION

- KIT PICCHETTO STAKE KIT 71869
- CONTROCASSA OUTERCASING 71868
- KIT ANTIFURTO ANTI THEFT KIT 79694
- KIT TIR.DI FISSAGGIO FIXING BRACE KIT 79665
- KIT PESI WEIGHT KIT 79871
- TAP. NON ELETR. CAP.NO ELECTR. 79643



79

IK 10

# Flower Pot ø 80

Lightning Applications



SCOLO / DRAIN : SI

product pag. 33



**Dimensioni Measures**

73 cm

25 cm

80 cm

**Volume Imballo Package Volume**  
0,531 m<sup>3</sup>

**Dimensione Imballo Package Measures**  
81x81  
H.81 cm

**Peso Netto Net Weight**  
10,2 Kg

**Peso Lordo Gross Weight**  
12,9Kg

PRODUCT	
Codice Code	Colore Colour
79861	N
79862	V
79863	B
79864	BR
79865	R
79866	G
79867	O
79868	VL
79869	BL



LIGHT KIT		
KIT IN IP20	KIT OUT IP65	KIT RGB IP65
79838 1XE27 - MAX 75W ENERGY S. 30W	79843 1XE27 - MAX 75W ENERGY S. 30W	79972 6X2 WATT LED
NO LIGHT	NO LIGHT	NO LIGHT
NO LIGHT	NO LIGHT	NO LIGHT
NO LIGHT	NO LIGHT	NO LIGHT
79838 1XE27 - MAX 75W ENERGY S. 30W	79843 1XE27 - MAX 75W ENERGY S. 30W	NO LIGHT
79838 1XE27 - MAX 75W ENERGY S. 30W	79843 1XE27 - MAX 75W ENERGY S. 30W	NO LIGHT
79838 1XE27 - MAX 75W ENERGY S. 30W	79843 1XE27 - MAX 75W ENERGY S. 30W	NO LIGHT
NO LIGHT	NO LIGHT	NO LIGHT
NO LIGHT	NO LIGHT	NO LIGHT

## INSTALLATION

- KIT PICCHETTO STAKE KIT 71869
- CONTROCASSA OUTERCASING 71868
- KIT ANTIFURTO ANTI THEFT KIT 79694
- KIT TIR.DI FISSAGGIO FIXING BRACE KIT 79665
- VETRO GLASS 79870
- VENTOSA SUCTION CUP 79892
- KIT PESI WEIGHT KIT 79871
- TAP. NON ELETR. CAP.NO ELECTR. 79643



LIGHT KIT Pag. 120/121

INSTALLATION KIT Pag. 122/123

NB: è consigliabile l'abbinamento del flower table singolo con il kit pesi /

NB: we recommend the combination of single flower table with the kit weights

IK 10

# Flower Pot ø 50

Lightning Applications

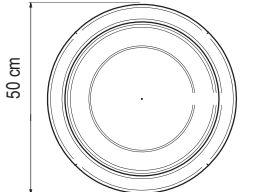
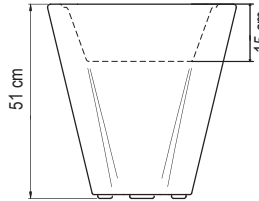


SCOLO / DRAIN : NO

product pag. 40



## Dimensioni Measures



## Volume Imballo Package Volume

0,140m<sup>3</sup>

## Dimensione Imballo Package Measures

51x51  
H.54 cm

## Peso Netto Net Weight

3 Kg

## Peso Lordo Gross Weight

4,5 Kg

## PRODUCT

Codice Code	Colore Colour
79872	N
79873	V
79874	B
79875	BR
79876	R
79877	G
79878	C
79879	VL
79880	PL



## LIGHT KIT

	KIT IN IP20	KIT OUT IP65	KIT RGB IP65
	<b>79834</b> 1XE27 - MAX 60W ENERGY S. 30W	<b>79839</b> 1XE27 - MAX 60W ENERGY S. 30W	<b>79974</b> 3X2 WATT LED
	<del>NO LIGHT</del>	<del>NO LIGHT</del>	<del>NO LIGHT</del>
	<del>NO LIGHT</del>	<del>NO LIGHT</del>	<del>NO LIGHT</del>
	<del>NO LIGHT</del>	<del>NO LIGHT</del>	<del>NO LIGHT</del>
	<b>79834</b> 1XE27 - MAX 60W ENERGY S. 30W	<b>79839</b> 1XE27 - MAX 60W ENERGY S. 30W	<del>NO LIGHT</del>
	<b>79834</b> 1XE27 - MAX 60W ENERGY S. 30W	<b>79839</b> 1XE27 - MAX 60W ENERGY S. 30W	<del>NO LIGHT</del>
	<b>79834</b> 1XE27 - MAX 60W ENERGY S. 30W	<b>79839</b> 1XE27 - MAX 60W ENERGY S. 30W	<del>NO LIGHT</del>
	<del>NO LIGHT</del>	<del>NO LIGHT</del>	<del>NO LIGHT</del>
	<del>NO LIGHT</del>	<del>NO LIGHT</del>	<del>NO LIGHT</del>

## INSTALLATION

KIT PICCHETTO STAKE KIT 71869
CONTROCASSA OUTERCASING 71868
KIT ANTIFURTO ANTI THEFT KIT 79688
KIT TIR.DI FISSAGGIO FIXING BRACE KIT 79665
VETRO GLASS 79881
VENTOSA SUCTION CUP 79892
TAP. NON ELETR. CAP NO ELECTR. 79642



80

IK 10

# Flower Pot h 100

Lightning Applications

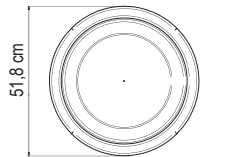
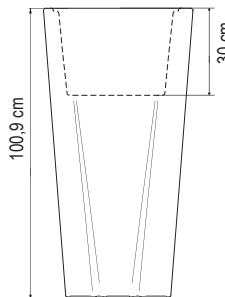


SCOLO / DRAIN : SI

product pag. 40



## Dimensioni Measures



## Volume Imballo Package Volume

0,364 m<sup>3</sup>

## Dimensione Imballo Package Measures

54,5x54,5  
H.122,5 cm

## Peso Netto Net Weight

6,15 Kg

## Peso Lordo Gross Weight

8,65 Kg

## PRODUCT

Codice Code	Colore Colour
79882	N
79883	V
79884	B
79885	BR
79986	R
79887	G
79888	C
79889	VL
79890	PL



## LIGHT KIT

	KIT IN IP20	KIT OUT IP65	KIT RGB IP65
	<b>79834</b> 1XE27 - MAX 100W ENERGY S. 30W	<b>79839</b> 1XE27 - MAX 100W ENERGY S. 30W	<b>79974</b> 3X2 WATT LED
	<del>NO LIGHT</del>	<del>NO LIGHT</del>	<del>NO LIGHT</del>
	<del>NO LIGHT</del>	<del>NO LIGHT</del>	<del>NO LIGHT</del>
	<del>NO LIGHT</del>	<del>NO LIGHT</del>	<del>NO LIGHT</del>
	<b>79834</b> 1XE27 - MAX 100W ENERGY S. 30W	<b>79839</b> 1XE27 - MAX 100W ENERGY S. 30W	<del>NO LIGHT</del>
	<b>79834</b> 1XE27 - MAX 100W ENERGY S. 30W	<b>79839</b> 1XE27 - MAX 100W ENERGY S. 30W	<del>NO LIGHT</del>
	<b>79834</b> 1XE27 - MAX 100W ENERGY S. 30W	<b>79839</b> 1XE27 - MAX 100W ENERGY S. 30W	<del>NO LIGHT</del>
	<del>NO LIGHT</del>	<del>NO LIGHT</del>	<del>NO LIGHT</del>
	<del>NO LIGHT</del>	<del>NO LIGHT</del>	<del>NO LIGHT</del>

## INSTALLATION

KIT PICCHETTO STAKE KIT 71869
CONTROCASSA OUTERCASING 71868
KIT ANTIFURTO ANTI THEFT KIT 79688
KIT TIR.DI FISSAGGIO FIXING BRACE KIT 79665
VETRO GLASS 79891
VENTOSA SUCTION CUP 79892
TAP. NON ELETR. CAP NO ELECTR. 79642





IK 09

# Flower Seat Pouff

Lightning Applications



product pag. 36



Dimensioni Measures		Volume Imballo Package Volume	PRODUCT	
Dimensione Imballo Package Measures		Codice Code	Colore Colour	
49 cm		0,078 m <sup>3</sup>	79893	N
33x33 H.52 cm		79894	V	
Peso Netto Net Weight		79895	B	
2 Kg		79896	BR	
Peso Lordo Gross Weight		79897	R	
3 Kg		79898	G	
		79899	O	
		79900	VL	
		79901	PL	



LIGHT KIT	
KIT IN IP20	KIT OUT IP65
79838 1XE27 - MAX 40W ENERGY S. 30W	79843 1XE27 - MAX 40W ENERGY S. 30W
<del>NO LIGHT</del>	<del>NO LIGHT</del>
<del>NO LIGHT</del>	<del>NO LIGHT</del>
<del>NO LIGHT</del>	<del>NO LIGHT</del>
79838 1XE27 - MAX 40W ENERGY S. 30W	79843 1XE27 - MAX 40W ENERGY S. 30W
79838 1XE27 - MAX 40W ENERGY S. 30W	79843 1XE27 - MAX 40W ENERGY S. 30W
<del>NO LIGHT</del>	<del>NO LIGHT</del>
<del>NO LIGHT</del>	<del>NO LIGHT</del>
<del>NO LIGHT</del>	<del>NO LIGHT</del>

## INSTALLATION

- KIT PICCHETTO STAKE KIT 71869
- CONTROCASSA OUTERCASING 71868
- KIT ANTIFURTO ANTI THEFT KIT 79694
- KIT TIR.DI FISSAGGIO FIXING BRACE KIT 79665
- TAP. NON ELETR. CAP NO ELECTR. 79643



IK 10

# Flower Pot Pouff

Lightning Applications



SCOLO / DRAIN : NO

product pag. 40



Dimensioni Measures		Volume Imballo Package Volume	PRODUCT	
Dimensione Imballo Package Measures		Codice Code	Colore Colour	
49 cm		0,078 m <sup>3</sup>	79902	N
33x33 H.52 cm		79903	V	
Peso Netto Net Weight		79904	B	
2,50 Kg		79905	BR	
Peso Lordo Gross Weight		79906	R	
3,50 Kg		79907	G	
		79908	O	
		79909	VL	
		79910	PL	



LIGHT KIT	
KIT IN IP20	KIT OUT IP65
79838 1XE27 - MAX 40W ENERGY S. 30W	79843 1XE27 - MAX 40W ENERGY S. 30W
<del>NO LIGHT</del>	<del>NO LIGHT</del>
<del>NO LIGHT</del>	<del>NO LIGHT</del>
<del>NO LIGHT</del>	<del>NO LIGHT</del>
79838 1XE27 - MAX 40W ENERGY S. 30W	79843 1XE27 - MAX 40W ENERGY S. 30W
79838 1XE27 - MAX 40W ENERGY S. 30W	79843 1XE27 - MAX 40W ENERGY S. 30W
<del>NO LIGHT</del>	<del>NO LIGHT</del>
<del>NO LIGHT</del>	<del>NO LIGHT</del>
<del>NO LIGHT</del>	<del>NO LIGHT</del>

## INSTALLATION

- KIT PICCHETTO STAKE KIT 71869
- CONTROCASSA OUTERCASING 71868
- KIT ANTIFURTO ANTI THEFT KIT 79694
- KIT TIR.DI FISSAGGIO FIXING BRACE KIT 79665
- TAP. NON ELETR. CAP NO ELECTR. 79643



IK 10

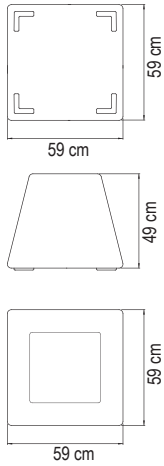
# Baby Maya



product pag. 43



## Dimensioni Measures



## Volume Imballo Package Volume

0,216 m<sup>3</sup>

## Dimensione Imballo Package Measures

61x61 H.58 cm

## Peso Netto Net Weight

5,5 Kg

## Peso Lordo Gross Weight

7,5 Kg

## PRODUCT

Codice Code	Colore Colour
79911	N
79912	V
79913	B
79914	BR
79915	R
79916	G
79917	O
79918	VL
79919	PL



## LIGHT KIT

	KIT IN IP20	KIT OUT IP65	KIT RGB IP65	
	<b>79838</b> 1XE27 - MAX 60W ENERGY S. 30W	<b>79843</b> 1XE27 - MAX 60W ENERGY S. 30W	<b>79972</b> 6X2 WATT LED	<b>79973</b> 3X2 WATT LED
	NO LIGHT	NO LIGHT	NO LIGHT	NO LIGHT
	NO LIGHT	NO LIGHT	NO LIGHT	NO LIGHT
	NO LIGHT	NO LIGHT	NO LIGHT	NO LIGHT
	<b>79838</b> 1XE27 - MAX 60W ENERGY S. 30W	<b>79843</b> 1XE27 - MAX 60W ENERGY S. 30W	NO LIGHT	NO LIGHT
	<b>79838</b> 1XE27 - MAX 60W ENERGY S. 30W	<b>79843</b> 1XE27 - MAX 60W ENERGY S. 30W	NO LIGHT	NO LIGHT
	<b>79838</b> 1XE27 - MAX 60W ENERGY S. 30W	<b>79843</b> 1XE27 - MAX 60W ENERGY S. 30W	NO LIGHT	NO LIGHT

## INSTALLATION

- KIT PICCHETTO STAKE KIT 71869
- CONTROCASSA OUTERCASING 71868
- KIT ANTIFURTO ANTI THEFT KIT 79696
- KIT TIR.DI FISSAGGIO FIXING BRACE KIT 79665
- TAP. NON ELETR. CAP NO ELECTR. 79643



82

IK 10

# Maya

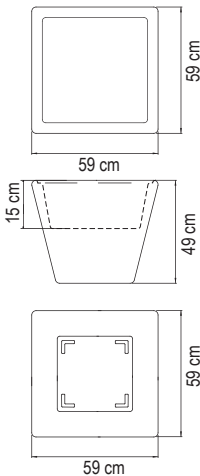


SCOLO / DRAIN : SI

product pag. 44



## Dimensioni Measures



## Volume Imballo Package Volume

0,216 m<sup>3</sup>

## Dimensione Imballo Package Measures

61x61 H.58 cm

## Peso Netto Net Weight

6,2 Kg

## Peso Lordo Gross Weight

8,2 Kg

## PRODUCT

Codice Code	Colore Colour
79920	N
79921	V
79922	B
79923	BR
79924	R
79925	G
79926	O
79927	VL
79928	PL



## LIGHT KIT

	KIT IN IP20	KIT OUT IP65	KIT RGB IP65	
	<b>79838</b> 1XE27 - MAX 60W ENERGY S. 20W	<b>79843</b> 1XE27 - MAX 60W ENERGY S. 20W	<b>79972</b> 6X2 WATT LED	<b>79973</b> 3X2 WATT LED
	NO LIGHT	NO LIGHT	NO LIGHT	NO LIGHT
	NO LIGHT	NO LIGHT	NO LIGHT	NO LIGHT
	NO LIGHT	NO LIGHT	NO LIGHT	NO LIGHT
	<b>79838</b> 1XE27 - MAX 60W ENERGY S. 20W	<b>79843</b> 1XE27 - MAX 60W ENERGY S. 20W	NO LIGHT	NO LIGHT
	<b>79838</b> 1XE27 - MAX 60W ENERGY S. 20W	<b>79843</b> 1XE27 - MAX 60W ENERGY S. 20W	NO LIGHT	NO LIGHT
	<b>79838</b> 1XE27 - MAX 60W ENERGY S. 20W	<b>79843</b> 1XE27 - MAX 60W ENERGY S. 20W	NO LIGHT	NO LIGHT

## INSTALLATION

- KIT PICCHETTO STAKE KIT 71869
- CONTROCASSA OUTERCASING 71868
- KIT ANTIFURTO ANTI THEFT KIT 79695
- KIT TIR.DI FISSAGGIO FIXING BRACE KIT 79665
- VETRO GLASS 79704
- VENTOSA SUCTION CUP 79892
- TAP. NON ELETR. CAP NO ELECTR. 79643



IK 10

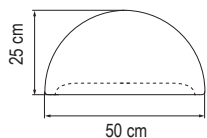
Ohps! ø 500



product pag. 55



**Dimensioni Measures**



**Volume Imballo Package Volume**

0,090 m<sup>3</sup>

**Dimensione Imballo Package Measures**

54X54  
H.31 cm

**Peso Netto Net Weight**

2,00 Kg

**Peso Lordo Gross Weight**

3,75 Kg

**PRODUCT**

Codice Code	Colore Colour
79720	N
79721	R
79722	G



**LIGHT KIT**

	KIT IN IP20	KIT OUT IP65	KIT RGB IP65
	<b>79838</b> 1XE27 - MAX 40W ENERGY S. 15W	<b>79843</b> 1XE27 - MAX 40W ENERGY S. 15W	<b>79973</b> 3X2 WATT LED
	<b>79838</b> 1XE27 - MAX 40W ENERGY S. 15W	<b>79843</b> 1XE27 - MAX 40W ENERGY S. 15W	NO LIGHT
	<b>79838</b> 1XE27 - MAX 40W ENERGY S. 15W	<b>79843</b> 1XE27 - MAX 40W ENERGY S. 15W	NO LIGHT

**INSTALLATION**

- KIT PICCHETTO STAKE KIT 71869
- CONTROCASSA OUTERCASING 71868
- KIT ANTIFURTO ANTI THEFT KIT 79686
- KIT TIR.DI FISSAGGIO FIXING BRACE KIT 79665
- TAP. NON ELETR. CAP NO ELECTR. 79643



IK 10

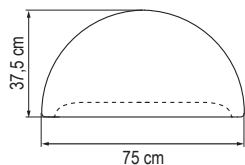
Ohps! ø 750



product pag. 55



**Dimensioni Measures**



**Volume Imballo Package Volume**

0,269 m<sup>3</sup>

**Dimensione Imballo Package Measures**

81X81 H.41 cm

**Peso Netto Net Weight**

5,00 Kg

**Peso Lordo Gross Weight**

7,70 Kg

**PRODUCT**

Codice Code	Colore Colour
79723	N
79724	R
79725	G



**LIGHT KIT**

	KIT IN IP20	KIT OUT IP65	KIT RGB IP65	
	<b>79838</b> 1XE27 - MAX 60W ENERGY S. 20W	<b>79843</b> 1XE27 - MAX 60W ENERGY S. 20W	<b>79973</b> 3X2 WATT LED	<b>79972</b> 6X2 WATT LED
	<b>79838</b> 1XE27 - MAX 60W ENERGY S. 20W	<b>79843</b> 1XE27 - MAX 60W ENERGY S. 20W	NO LIGHT	NO LIGHT
	<b>79838</b> 1XE27 - MAX 60W ENERGY S. 20W	<b>79843</b> 1XE27 - MAX 60W ENERGY S. 20W	NO LIGHT	NO LIGHT

**INSTALLATION**

- KIT PICCHETTO STAKE KIT 71869
- CONTROCASSA OUTERCASING 71868
- KIT ANTIFURTO ANTI THEFT KIT 79687
- KIT TIR.DI FISSAGGIO FIXING BRACE KIT 79665
- TAP. NON ELETR. CAP NO ELECTR. 79643





IK 10

# Hangings Ohps! 500

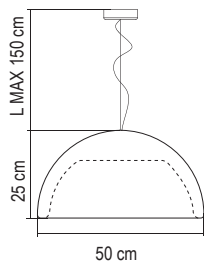
Lightning Applications



product pag. 57



### Dimensioni Measures



### Volume Imballo Package Volume

0,090 m<sup>3</sup>

### Dimensione Imballo Package Measures

54X54 H.31 cm

### Peso Netto Net Weight

2,5 Kg

### Peso Lordo Gross Weight

3,9 Kg

### PRODUCT

Codice Code	Colore Colour
71745	N

### LIGHT KIT

INDOOR IP20			
INCLUDED * 1XE27 - MAX 60W / ENERGY S.30W			

\* LAMP NOT INCLUDED



84

IK 10

# Hangings Ohps! 750

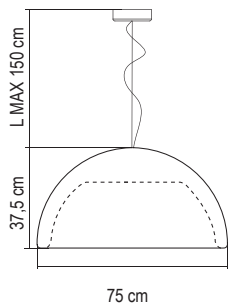
Lightning Applications



product pag. 57



### Dimensioni Measures



### Volume Imballo Package Volume

0,269 m<sup>3</sup>

### Dimensione Imballo Package Measures

81X81 H.41 cm

### Peso Netto Net Weight

6 Kg

### Peso Lordo Gross Weight

8,7 Kg

### PRODUCT

Codice Code	Colore Colour
71746	N

### LIGHT KIT


INDOOR IP20			
INCLUDED * 1XE27 - MAX 75W / ENERGY S.30W			

\* LAMP NOT INCLUDED







# Dati Tecnici Kit

## Technical Data Kit



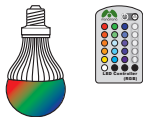

Vuoi più flessibilità nell'elettronica? Richiedi il catalogo **i-LED** o scaricalo dal sito [www.linealight.com](http://www.linealight.com)  
Are you looking for more flexibility in electronics? Ask for our **i-LED** catalogue or download it from our website [www.linealight.com](http://www.linealight.com)

# Light Kit





KIT	Codice Code	Product pag.	IP	Attacco Plug	Lamp. inclusa Included lamp.	ON/OFF	Dimensioni cm Measures cm	Dimensioni imballo Measures Package	Peso Kg. Weight Kg.
	79834	75	IP20	E27	<del>X</del>	✓	D.9,6 H.10	18 x 18 H.11,5	0,50
	79835	75	IP20	E14	<del>X</del>	✓	D.9,6 H.10	18 x 18 H.11,5	0,50
	79836	75	IP20	E14	<del>X</del>	✓	D.9,6 H.10	18 x 18 H.11,5	0,50
	79837	75	IP20	E27	<del>X</del>	✓	D.15,6 H.10	18 x 18 H.11,5	0,70
	79838	75	IP20	E27	<del>X</del>	✓	D.15,6 H.10	18 x 18 H.11,5	0,70
	79839	76	IP65	E27	<del>X</del>	<del>X</del>	D.9,6 H.10	18 x 18 H.11,5	0,50
	79840	76	IP65	E14	<del>X</del>	<del>X</del>	D.9,6 H.10	18 x 18 H.11,5	0,50
	79841	76	IP65	E14	<del>X</del>	<del>X</del>	D.9,6 H.10	18 x 18 H.11,5	0,50
	79842	76	IP65	E27	<del>X</del>	<del>X</del>	D.15,6 H.10	18 x 18 H.11,5	0,70
	79843	76	IP65	E27	<del>X</del>	<del>X</del>	D.15,6 H.10	18 x 18 H.11,5	0,70
	79959	76	IP65	GX10	✓	<del>X</del>	D.15,6 H.15,5	18 x 18 H.11,5	0,70
	79960	76	IP65	LED 10°	✓	<del>X</del>	D.15,6	18 x 18 H.11,5	0,80
	79679	76	IP65	GU10	✓	<del>X</del>	D.15,6 H.15,5	18 x 18 H.11,5	0,70
	79844	74	IP68	G4	✓	<del>X</del>	D.9,6 H.10	18 x 18 H.11,5	0,50
	79845	74	IP68	G4	✓	<del>X</del>	D.9,6 H.10	18 x 18 H.11,5	0,50
	79847	74	IP68	G4	✓	<del>X</del>	D.15,6 H.10	18 x 18 H.11,5	0,70
	79970	75	IP65	12 LED RGB	✓	<del>X</del>	D.15,6		
	79971	75	IP65	9 LED RGB	✓	<del>X</del>	D.15,6		
	79972	75	IP65	6 LED RGB	✓	<del>X</del>	D.15,6		
	79973	75	IP65	3 LED RGB	✓	<del>X</del>	D.15,6		
	79974	75	IP65	3 LED RGB	✓	<del>X</del>	D. 9,6		



# Light Kit

KIT	Codice Code	Product pag.	IP	Attacco Plug	Lamp. inclusa Included lamp.	ON/OFF	Dimensioni cm Dimensions cm	Dimensioni imballo Measures Package	Peso Kg. Weight Kg.
KIT LAMP.RGB + TELECOMANDO 	011000052000	77		E27	✓	✓			
KIT LAMP.RGB 	011000053000	77		E27	✓				

# Lamp.

KIT	Codice Code	Product pag.	IP	Attacco Plug	Lamp. inclusa Included lamp.	ON/OFF	Dimensioni cm Dimensions cm	Dimensioni imballo Measures Package	Peso Kg. Weight Kg.
LAMP. BLU 	011000030000			E27	✓				
LAMP. GREEN 	011000031000			E27	✓				
LAMP. RED 	011000032000			E27	✓				
LAMP. YELLOW 	011000033000			E27	✓				



# Installation Kit

	KIT	Product pag.	Descrizione Description	Finitura	Dimensioni cm Dimensions cm	Attacco Plug	Peso Kg. Weight Kg.
<b>KIT ANTIFURTO</b> <i>ANTI-THEFT KIT</i> 	79686	74	KIT ANTIFURTO / <i>ANTI-THEFT KIT</i> OHPS!		D.50		
	79687	74	KIT ANTIFURTO / <i>ANTI-THEFT KIT</i> OHPS!		D.75		
	79688	74	KIT FLOWER POT D.50 / H100 - D.50 / H50				
	79689	74	KIT ANTIFURTO / <i>ANTI-THEFT KIT</i> CITY 300 / PARK				
	79690	74	KIT ANTIFURTO / <i>ANTI-THEFT KIT</i> CITY 450				
	79692	74	KIT ANTIFURTO / <i>ANTI-THEFT KIT</i> FRED				
	79694	74	KIT ANTIFURTO / <i>ANTI-THEFT KIT</i> FLOWER TABLE - SEAT POUFF				
	79695	74	KIT ANTIFURTO / <i>ANTI-THEFT KIT</i> MAYA				
	79696	74	KIT ANTIFURTO / <i>ANTI-THEFT KIT</i> BABY MAYA				
	79661	74	KIT ANTIFURTO / <i>ANTI-THEFT KIT</i> PEGGY				
<b>KIT TAPPO NON ELETR.</b> <i>CAP NO ELECTR. KIT</i> 	79643	77	TAPPO GRANDE SENZA ELETTRIFICAZIONE / <i>BIG CAP NO ELECTR.</i>				
	79642	77	TAPPO PICCOLO SENZA ELETTRIFICAZIONE / <i>SMALL CAP NO ELECTR.</i>				
<b>KIT CHIAVE A COMPASSO</b> <i>KEY COMPASSES KIT</i> 	79641		CHIAVE A COMPASSO / <i>COMPASSES KEY</i>				





# Alimentatori & Driver\*

Power supply & Driver\*



\*Solo per RGB  
\*Only for RGB



# Come vuoi gestire la tua luce?

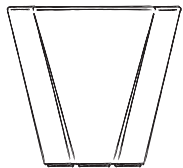
## How do you want to manage your light?

PRESTAZIONE  
PERFORMANCE

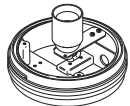


### DRIVER RGB INDIPENDENTE

- Soft light 1 Watt - light -40%
- Color changing
- Remote controller
- Non sincronizzabile ed applicabile ad un solo prodotto/ *Unsynchronized and applicable only to a single product*




Flower Table



Tappo E27



011000052000



Lampada LED E27 RGB



Telecomando

PRESTAZIONE  
PERFORMANCE

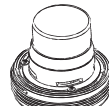


### DRIVER RGB INDIPENDENTE

- Soft light 1 Watt - light -40%
- One color rotation
- Needs one button
- Sincronizzabile e applicabile a più prodotti simultaneamente/ *Synchronized and applicable to multiple products simultaneously*



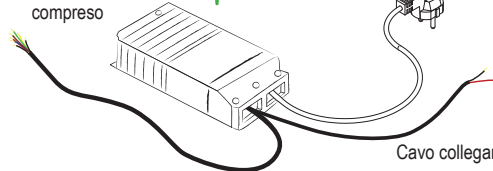
Flower Table



Kit LED RGB



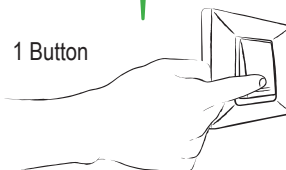
Cavo neoprene RGB 5m  
compreso



Driver RGB Indipendente (Independent)

Cavo 220V

Cavo collegamento  
pulsante



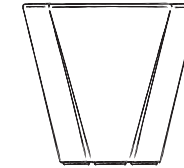
1 Button

PRESTAZIONE  
PERFORMANCE



### DRIVER PRO

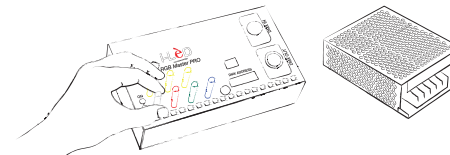
- Power light 2 Watt
- 15 programs
- DMX compatible
- Sincronizzabile e applicabile a più prodotti simultaneamente/ *Synchronized and applicable to multiple products simultaneously*



Flower Table



Kit LED RGB



Driver RGB Master PRO

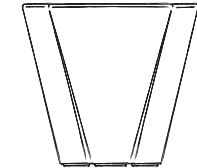
Switching

PRESTAZIONE  
PERFORMANCE

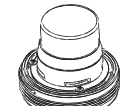


### DISPLAY DMX EASY

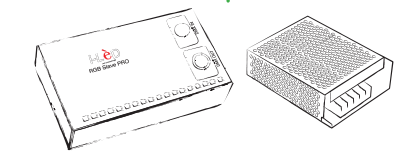
- Power light 2 Watt
- 9 static programs and 7 dynamics
- DMX compatible
- Sincronizzabile e applicabile a più prodotti simultaneamente/ *Synchronized and applicable to multiple products simultaneously*



Flower Table



Kit LED RGB



Driver RGB Slave PRO

Switching



Display DMX

# Driver RGB Indipendente

## RGB Independent Converter

### Caratteristiche Tecniche:

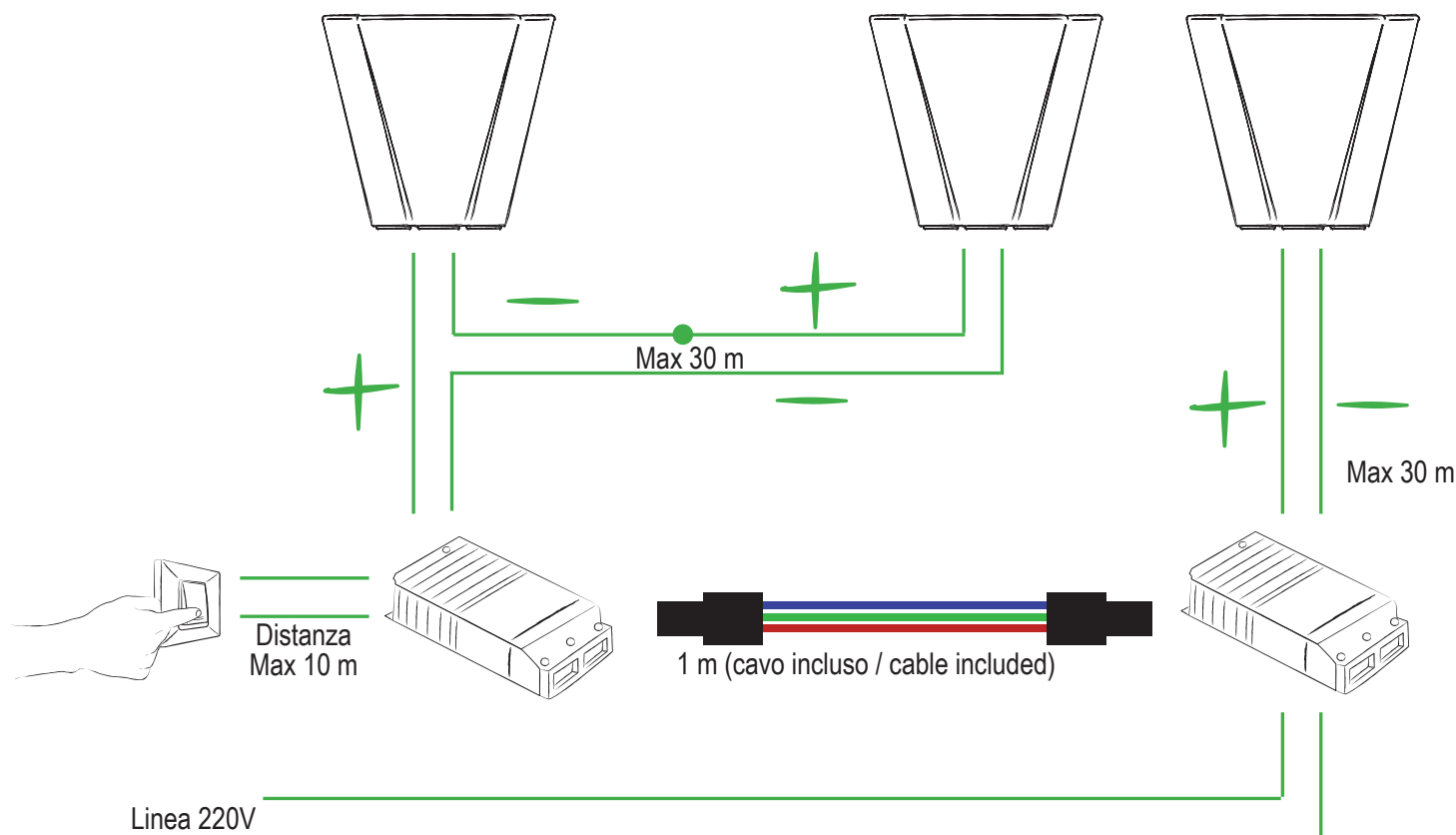
Alimentazione 190-250V AC.  
 IP40.  
 Classe II di isolamento.  
 Per alimentare led di potenza da 1W, collegamento in serie.  
 Uscita in corrente costante 350mA ( $\pm 10\%$ ).  
 Protezione autoripristinante contro le sovratemperature, il circuito aperto, i cortocircuiti sul secondario.

### Caratteristiche funzionali:

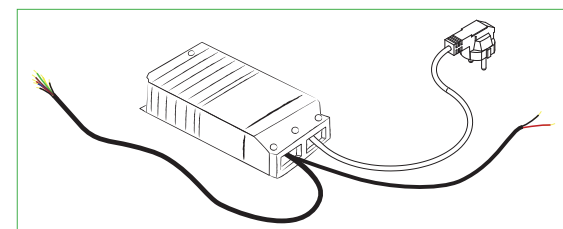
- A) Loop 17 sec
- B) On/Off luci
- C) Attivazione programma automatico di cambio colori
- D) Pausa programma
- E) Collegamento in parallelo fino a 25 driver comandati con lo stesso pulsante
- F) Soft light 1 Watt

### Technical features:

Input voltage range 190-250V AC.  
 IP40.  
 Insulation class II.  
 To power 1W LED, serial connection.  
 Stabilized output current 350mA ( $\pm 10\%$ ).  
 Self-resetting protection against over temperatures, open circuits and short-circuits on the secondary circuit.



Cod.	Potenza Power	N° LED collegabili N° LED to connect		Input	Output	Impiego Use
		MIN	MAX			
79676	1 Watt	3	27	190/250V AC	40V DC 350 mA	Full color





# DRIVER RGB MASTER PRO <da incorporare>

## RGB MASTER PRO <To Be Built-in Driver>

### Caratteristiche tecniche:

Alimentazione 24/48V DC con relativo alimentatore switching IP20.

Classe III di isolamento.

Per alimentare led di potenza a 2W, collegamento in serie.

Uscita in corrente costante 600mA ( $\pm 10\%$ ).

Protezione autoripristinante contro le sovratemperature, il circuito aperto ed i corto-circuiti sul secondario.

Alimentatore adatto al montaggio su binario EN da 35mm.

Compatibile con protocollo USITT DMX 512-A e connettori XLR 3 poli.

Compatibile con display DMX EASY.

### Caratteristiche funzionali:

Driver indipendente.

Dimmerazione del singolo canale (comandi interrati).

Dimmerazione globale (comandi interrati).

Soft - Start.

Dotata di 15 programmi (5 di flash, 5 di dissolvenza e 5 di colore fisso) preimpostati attivabili tramite selettore manuale.

Regolazione fine della velocità di esecuzione dei programmi (comandi interrati)..

Possibilità di eseguire il programma di evanescenza standard (prog. 1) con l'ausilio di un pulsante normalmente aperto (non incluso).

Dip-switch a 9 vie per indirizzamento DMX fino ad un massimo di 512 canali.

Gestione tramite pulsante di più driver Slave collegati tra loro via DMX.

Controllo fino ad un massimo di 255 periferiche Slave DMX i-Led.

Lunghezza massima della linea DMX fino a 300m.

Memorizzazione automatica del colore o del programma in esecuzione prima dello spegnimento.

### Technical features:

Input Voltage Range 24/48V DC by means of relative switching driver. IP20.

Insulation class III.

To power 2W LED, serial connection.

Stabilized output current 600mA ( $\pm 10\%$ ).

Self-resetting protection against the open circuit and the short-circuits on the secondary circuit.

Driver suitable for mounting on EN 35mm track.

Compatible with USITT DMX512-A protocol and three-pole XLR connectors.

Compatible with DMX EASY.

### Functional features:

Independent driver.

Independent dimming on single channels (controller on board).

All-round dimming (controller on board).

Soft - Start.

Equipped with 15 programmes (5 flash, 5 fading and 5 fixed colour) that can be activated by means of manual selector.

Adjusting of the programme running speed (controller on board).

Possibility of activation / deactivation / changing of the 15 preset programmes by means of IR remote control (not included).

Activation of the dedicated programs (prog.1) by means of normally open push button (not included).

Possibility of addressing 512 DMX channel through a dip-switch with 9 positions.

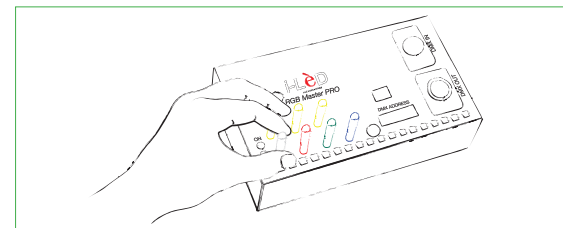
Possibility of managing several Slave drivers connected to each other via DMX by means of a single push button or IR sensor.

Possibility of controlling up to a maximum of 255 slave i-Led peripheral units.

Maximum length of the DMX line of 300 metres.

Automatic store of the colour or programme before shut down.

Cod.	N. Canali N. Channel	N° LED collegabili N° LED to connect		Input	Output
		MIN	MAX		
79677	3	2	5	24V DC	24V DC 600 mA
79678	3	6	12	48V DC	48V DC 600 mA



# Driver RGB Slave PRO <da incorporare> RGB Slave PRO <To Be Built-In Driver>

## Caratteristiche tecniche:

Alimentazione 24/48V DC con relativo alimentatore switching.  
IP10.

Classe III di isolamento.

Per alimentare led di potenza 2W, collegamento in serie.

Uscita in corrente costante 600 mA ( $\pm 10\%$ ).

Protezione autoripristinante contro le sovratemperature, il circuito aperto ed i corto-circuiti sul secondario.

Alimentatore adatto al montaggio su binario EN da 35mm.

Compatibile con protocollo USITT DMX 512-A e connettori XLR 3 poli.

Compatibile con i display DMX EASY.

## Caratteristiche funzionali:

Necessita di un dispositivo remoto per il controllo, quale pulsante normalmente aperto, display DMX.

Dotata di 15 programmi (5 di flash, 5 di dissolvenza e 5 di colore fisso) precaricati.

Possibilità di eseguire il programma di evanescenza standard (prog. 1) con l'ausilio di un pulsante normalmente aperto (non incluso).

Memorizzazione automatica del colore o del programma in esecuzione prima dello spegnimento.

Dip-switch a 9 vie per indirizzamento DMX fino ad un massimo di 512 canali.

Fino a 255 periferiche Slave DMX i-Led collegabili sullo stesso bus DMX.

Lunghezza massima della linea DMX fino a 300m.

## Technical features:

Input Voltage Range 24/48V DC by means of relative switching driver.  
IP10.

Insulation class III.

To power from 2W LED, serial connection.

Stabilized output current 600mA ( $\pm 10\%$ ).

Self-resetting protection against the open circuit and the short-circuits on the secondary circuit.

Driver suitable for mounting on EN 35mm track.

Compatible with USITT DMX512-A protocol and three-pole XLR connectors.

Compatible with DMX EASY display.

## Functional features:

The need for a remote control device, such as normally-open push button, DMX display.

Equipped with 15 preset programmes (5 flash, 5 fading and 5 fixed colour).

Activation of the dedicated programme (prog. 1) by means of normally-open push button (not included).

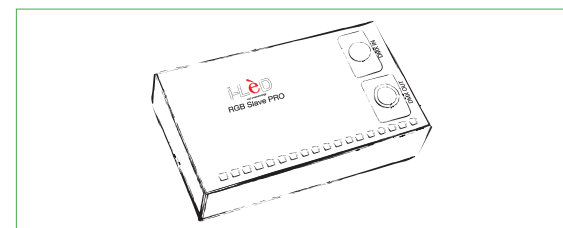
Automatic store of the colour or programme before shut down.

Possibility of addressing 512 DMX channel through a dip-switch with 9 positions.

Possibility of connecting up to a maximum of 255 slave i-Led peripheral units on the same bus DMX.

Maximum length of the DMX line 300 metres.

Cod.	N. Canali	N° LED collegabili N° LED to connect		Input	Output
		MIN	MAX		
79649	3	2	5	24V DC	24V DC 600 mA
79648	3	6	12	48V DC	48V DC 600 mA



# Alimentatore switching a 24V DC <PER DRIVER PRO cod. 79677 e 79649>

## Power supply 24V DC <for driver PRO cod. 79677 and 79649>

### Caratteristiche tecniche:

Alimentazione 88-264V AC.

IP 20.

Classe I di isolamento.

Uscita in tensione costante 24V DC con potenza da 75 a 240W.

Protezione autoripristinante contro il circuito aperto ed i corto - circuiti sul secondario.

### Dimensionamento degli alimentatori switching

N° LED installati

x 4 (tensione di ogni led)

x corrente in ogni led

x 1,1(fattore di sicurezza)

### Technical features:

Input voltage range 88-264V AC.

IP 20.

Insulation class I.

PWM output voltage 24V DC with power from 75 to 240W.

Self-resetting protection against the open circuit and the short-circuits on the secondary circuit.

### Matching the switching drivers

N° of LEDs installed

by 4 (voltage of each LED)

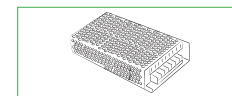
by current in each LED

by 1.1 (safety factor)

Cod.	Input		Output			Durata MTBF Length MTBF (T amb. 25°C )	PFC Raffreddamento Cooling
	Main tension	Frequenza di rete W Frequency	Tensione in uscita Output tension	Potenza massima Maximum power	Efficienza Efficiency		
<b>79675</b>	88-264V AC	47-63 Hz	<b>24V DC</b>	<b>75W</b>	85%	265K Ore	Conv. Naturale Natural Conv.
<b>79674</b>	88-264V AC	47-63 Hz	<b>24V DC</b>	<b>150W</b>	86%	244K Ore	Conv. Naturale Natural Conv.
<b>79673</b>	88-264V AC	47-63 Hz	<b>24V DC</b>	<b>240W</b>	84%	179K Ore	Conv. Forzata Forced Conv.

Staffe per montaggio su binario EN da 35mm incluso. Bracket for mounting on EN 35mm track included.

Staffe per montaggio su binario EN da 35mm incluso. Bracket for mounting on EN 35mm track included.



# Alimentatore switching a 48V DC <PER DRIVER PRO cod. 79678 e 79648>

## Power supply 48V DC <for driver PRO cod. 79678 and 79482>

### Caratteristiche tecniche:

Alimentazione 88-264 AC.

IP20.

Classe I di isolamento.

Uscita in tensione costante 48V DC con potenza da 75 a 240W.

Protezione autoripristinante contro il circuito aperto ed i corto-circuiti sul secondario.

Temperatura ambiente -20°/+70°C (da 20% a 90% RM)

### Dimensionamento degli alimentatori switching:

N° LED installati

per 4 (tensione di ogni LED)

per corrente in ogni LED

per 1,1 (fattore di sicurezza)

### Technical features:

Input voltage range 88-264V AC.

IP 20.

Insulation class I.

PWM output voltage 48V DC with power from 75 to 240W.

Self-resetting protection against the open circuit and the short-circuits on the secondary circuit.

Operating ambient temperature: -20°/+70°C (from 20% to 90% RM)

### Matching the switching drivers

N° of LEDs installed

by 4 (voltage of each LED)

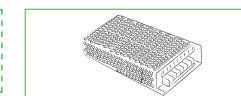
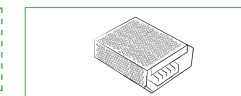
by current in each LED

by 1.1 (safety factor)

Cod.	Input		Output			Condiz. Ambiente Ambient Temperature		Durata MTBF Length MTBF (T amb. 25°C)	PFC Raffreddamento Cooling
	Tensione di rete Main tension	Frequenza di rete Frequency	Tensione in uscita Output tension	Potenza massima Maximum power	Efficienza Efficiency	Working temperature	Umidità relativa Relative humidity		
79672	88-264V AC	47-63 Hz	48V DC	75W	85%	-20°C +70°C	20% - 90% RH	265K Ore	Conv. Naturale Natural Conv.
79671	88-264V AC	47-63 Hz	48V DC	150W	87%	-25°C +70°C	20% - 90% RH	244K Ore	Conv. Naturale Natural Conv.
79670	88-264V AC	47-63 Hz	48V DC	240W	87%	-25°C +70°C	20% - 90% RH	179K Ore	PFC Attivo - Conv. Forzata Active PFC - Forced Conv.

Bracket for mounthing on EN 35mm track included.

Staffe per montaggio su binario EN da 35mm incluso. Bracket for mounthing on EN 35mm track included.





## Display DMX Easy



Cod.	Input	Output
79666	190-250V AC	BUS DMX 512

### Caratteristiche tecniche:

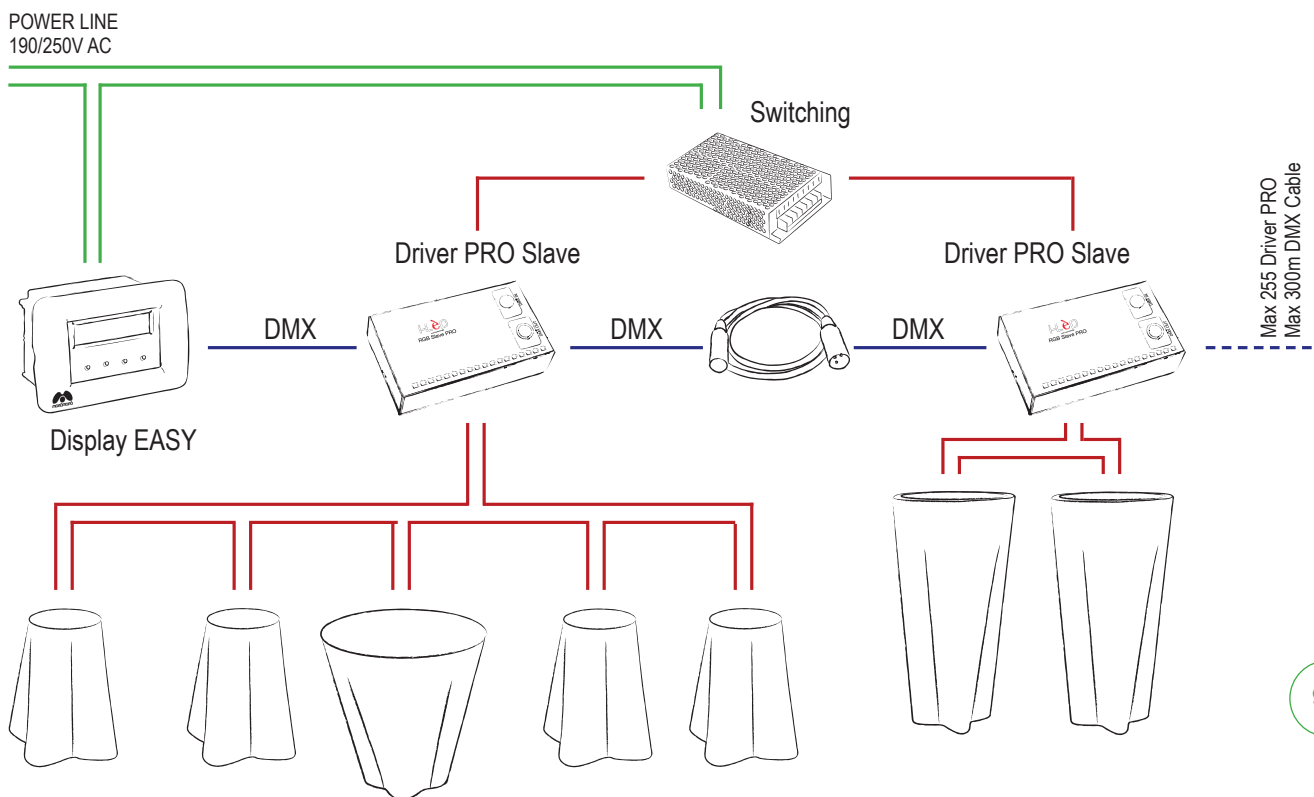
Alimentazione 190-250V AC.  
 Compatibile con protocollo USITT DMX 512-A.  
 Compatibile con i driver EASY.

### Caratteristiche funzionali:

Funzionamento in modalità Master di un sistema DMX (gestisce una sola zona).  
 Display LCD alfanumerico: 2 righe per 16 caratteri.  
 7 Programmi dinamici e 7 programmi statici.  
 Variazione dell'intensità di esecuzione dei programmi o del singolo colore.  
 Memorizzazione automatica del colore o del programma in esecuzione prima dello spegnimento.  
 Può pilotare fino a 255 driver PRO.  
 Lunghezza massima della linea DMX:  
 300m con driver PRO

### Caratteristiche d'installazione:

Installabile su controcassa 503 (inclusa).  
 Alimentatore da incorporare incluso.  
 Compatibile con placca serie IDEA RONDO'.  
 Cavo DMX 1 m incluso.



### Technical features:

Input Voltage Range 190-250V AC.  
 Compatible with USITT DMX512-A protocol.  
 Compatible with EASY driver and PRO driver.

### Functional features:

Functioning as Master in a DMX system (controls one zone only).  
 Display LCD alphanumeric: 2 lines to 16 characters.  
 Equipped with 9 static programs and 7 dynamic programs.  
 Variation in the intensity programme implementation.  
 Automatic store of the colour or programm before shut down.  
 It can handle up to 255 PRO drivers.  
 Maximum length of the line DMX:  
 300m with PRO drivers.

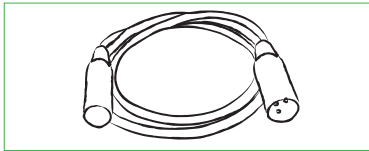
### Installation features:

Could be install on outercasing 503 (included).  
 Driver to buid in included.  
 Compatible with plate series IDEA RONDO'.  
 DMX Cable 1m included.

CAVO DMX 512 PRECABLATO CON CONNETTORI M/ F XLR 3 POLI 1 mt  
PRECABLED DMX512 CABLE WITH M/ F XLR 3 POLES CONNECTORS L. 1 mt

Cod.

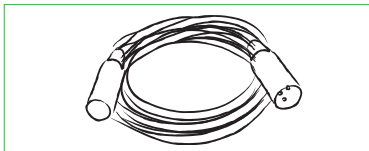
79669



CAVO DMX 512 PRECABLATO CON CONNETTORI M/ F XLR 3 POLI 5 mt  
PRECABLED DMX512 CABLE WITH M/ F XLR 3 POLES CONNECTORS L. 5 mt

Cod.

79668



100

CAVO NEOPRENE h 0.7 RN-F 6x1 diam. 96 RGB  
NEOPRENE CABLE

Cod.

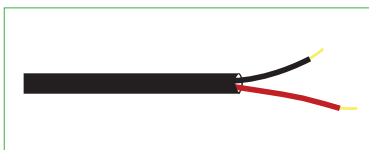
79667



CAVO NEOPRENE h 0.7 RN-F 2x1,5 diam. 93  
NEOPRENE CABLE

Cod.

71871











The photographs and the technical information in the catalogue are indicative and can be modified - even without notice - at the discretion of the firm at any moment.  
Le fotografie e i dati tecnici nel catalogo sono indicativi e possono essere modificati senza alcun preavviso in qualsiasi momento da parte dell'azienda produttrice.



SEDE OPERATIVA  
Via della fornace 59 z.i.  
I - 31023 - Castelminio di Resana (TV)

UFFICIO VENDITE ITALIA  
T +39 0423 7868  
F +39 0423 786900  
sales@linealight.com

EXPORT SALES DEPT.  
T +39 0423 7868  
F +39 0423 786999  
customer.service@linealight.com

SEDE LEGALE & AMMINISTRATIVA  
Via Cal Longa, 7 z.i.  
I - 31028 Vazzola (TV)  
T +39 0438 444826  
F +39 0438 444850

[www.linealight.com](http://www.linealight.com)

Graphic: Daamstudio.com  
Printed in Italy by Chinchio Industria Grafica S.p.a.

Thanks to Manuel Remeggio





manàmanà